



STAINLESS STEEL PASSION



INOX PROJECT

Affermata azienda leader nella produzione di maniglie, maniglioni ed accessori in ottone, lega di zinco ed Acciaio Inox, presenta ora sul mercato un nuovo progetto:

Successful company, leader in the production of handles, pull-handles and accessories in brass, zinc alloy and stainless steel, now presents a new project on the market:



MISSIONE

Mettere a disposizione dei clienti la nostra esperienza ed il nostro know-how trentennale nella progettazione e costruzione di maniglioni ed accessori in Acciaio Inox e leghe di Alluminio, favorendo così la creazione e la realizzazione di prodotti personalizzati adatti a qualsiasi progetto.

MISSION

To provide our customers with our experience and our thirty-year know-how in the design and construction of handles and accessories in stainless steel and aluminum alloys, thus favoring the creation and realization of customized products suitable for any project.

OBIETTIVO

La scelta di materiali sempre di prima qualità, e l'attenzione per l'ambiente sono i tratti distintivi che guidano l'operato di Fimet. In questa scia s'inseriscono a pieno titolo l'attenzione con la quale la nostra azienda studia prima e progetta poi i modelli di maniglie. Oggetti adatti a soddisfare le specifiche esigenze della vasta clientela. Come da tradizione, accurata ricerca di soluzioni tanto tecniche quanto stilistiche volte a venire incontro alle richieste dei nostri clienti sono, esse stesse, la migliore garanzia di una produzione di alta gamma.

Non occorre certo sottolineare che la flessibilità e la professionalità insite nella realizzazione della nostra produzione contraddistinguono la nostra attività. Da sempre Fimet offre un'attenzione particolare alle specifiche esigenze della propria clientela: soluzioni tecniche personalizzate, servizi di vendita e post-vendita mirati fanno parte della nostra cultura aziendale. Fimet è un'azienda che rappresenta nel mondo l'eccellenza produttiva del Made in Italy: la cura per i dettagli, la scelta delle materie prime, la passione che guida i nostri responsabili sono sinonimo di qualità.

OUR TARGET

The choice of top quality materials and attention to the environment are the hallmarks that guide the work of Fimet. In this path they are fully inserted the care with which our company studies first and then designs the new models of handles. Objects suitable to satisfy the specific needs of its clientele. As per tradition, the careful search for stylistics as well as technical solutions designed to meet the demands of our customers are, themselves, the best guarantee of a high-end production.

It is certainly not necessary to emphasize that the flexibility and professionalism inherent in the realization of our production characterize our activity. Fimet always pays special attention to the specific needs of its customers: customized technical solutions, aimed sales and post-sales services are part of our corporate culture. Fimet is a company that represents in the world the manufacturing excellence of Made in Italy: the attention to detail, the choice of the materials, the passion that drives our managers are synonymous of quality.



INOX PROJECT

PRODUZIONE - OUR PRODUCTION

STANDARD

Maniglie, maniglioni e accessori in Acciaio Inox.

Handles, pull-handles and accessories in stainless steel.

ON DEMAND

Realizzazione di maniglioni con misure specifiche su richiesta del cliente (lunghezze ed interassi speciali).

Realization of handles with specific measures on customer request (lengths and special interaxes).



CUSTOM MADE

Realizzazione di diverse tipologie di prodotto **su disegno del cliente**.

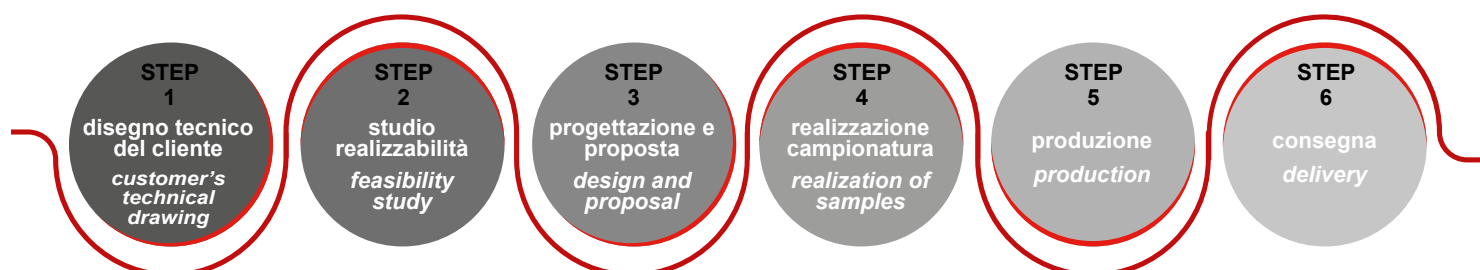
Risposta immediata sulla fattibilità del prodotto.

Materiali lavorati : Acciaio Inox Aisi 304/ 316L/Alluminio varie leghe.

Realization of different types of products according to the customer's design.

Immediate response on the feasibility of the product.

Materials processed: stainless steel Aisi 304 / 316L /Aluminum various alloys.



SERVIZIO

La soddisfazione del cliente è la nostra priorità!

Il nostro impegno nel servizio totale, nell'assistenza al cliente e un customer service a 360° accompagnano, consigliano e indirizzano in tutte le fasi dell'acquisto.

Il nostro reparto produzione è strutturato in modo da garantire qualità e velocità nelle consegne, nonché soddisfazione nella realizzazione di prodotti fuori catalogo in tempistiche strette.

I nostri uffici hanno come obiettivo quello di seguire il cliente, pronti a rispondere alle domande e richieste in modo rapido ed efficace, risolvere eventuali problematiche con empatia e attenzione, e coltivare la relazione con l'acquirente per una soddisfazione che ci piace mettere sempre al primo posto.


SERVICE

Customer satisfaction is our first priority!

This is a value that permeates every aspect of our company: our customer support accompanies, advises and directs the client throughout all the purchasing phases.

The production department is well-structured so as to ensure the quality and speed in deliveries, as well as satisfaction in the creation of customized products in a very short time.

Our sales offices are mainly targeted to follow the customer, ready to respond quickly and promptly to all requests, to empathetically and carefully solve any problems or issues, to cultivate relationships with clients for a satisfaction we like the most to put in first place.





fimet[®]
Bianchi Vitale



ECO FRIENDLY

Abbiamo scelto di utilizzare per la nostra produzione materie prime di qualità.


Consapevoli del ruolo che le aziende al giorno d'oggi devono ricoprire per garantire una produzione eco-sostenibile, esigiamo il rispetto delle politiche ambientali e l'utilizzo di sostanze non nocive nei processi produttivi, in conformità con le politiche Europee.

Siamo infatti consci che il futuro dei nostri figli dipende da noi, e ci adoperiamo perché possano crescere in un ambiente pulito.

In our production we chose to use quality raw materials.

We are aware of the role that we can have in taking care of a more sustainable future for the Earth, and, according to the environmental safeguard, we carry out our production using non-toxic substances, in compliance with European policies.

We are aware that the future of our children depends on us, and we are committed to ensure that they are able to grow up in a clean and safe environment.



RIVESTIMENTO ANTIBATTERICO

HDC è un Top Coating trasparente che combina una finitura di alto livello e un'efficacia antibatterica e antimicrobica, grazie agli ioni argento. Ciò garantisce un elevato grado di igiene. Lo descriviamo brevemente con la regola delle 5W:

Who? HDC è una vernice a base polimerica che funziona rilasciando gli ioni argento, che sono il suo vero principio attivo. Questa vernice trasparente è disponibile nei seguenti livelli di brillantezza:

- HDC Shiny (>90 gloss) - HDC Semi-opaque (20/25 gloss) - HDC Opaque (8/10 gloss)

Grazie allo spessore di 15/20 nm HDC funge anche da protettivo, migliorando le proprietà antigraffio e la resistenza agli agenti atmosferici, lasciando invariato l'aspetto estetico.

What? In conformità con le norme europee, HDC agisce contro microrganismi e microbi (ISO 22196) e contro i virus (ISO 21702).

Where? HDC è adatto sia per interni che per esterni, installato in ambienti domestici, enti urbani e collettivi in genere, hotel, luoghi pubblici e locali sanitari. HDC può essere applicato su tutti i supporti metallici (ottone, rame, alluminio, acciaio inossidabile, ferro, lega di zinco), rivestiti con ogni finitura (cromo satinato e lucido, nichel, PVD, colore o vernice trasparente).

When? HDC inizia immediatamente la sua funzione antibatterica e antimicrobica sino all'eliminazione di oltre il 99% degli stessi nell'arco delle 24 ore. Questo effetto dura per l'intera vita del rivestimento. Consigliamo una pulizia delicata delle superfici trattate con HDC.

Why? Il progetto HDC nasce dalla necessità di conferire in modo flessibile ed economico una difesa contro batteri e microbi, nemici della salute. Infatti il 2% dei batteri può rivelarsi molto pericoloso per l'essere umano.

COATING ANTIBACTERIAL

HDC transparent top coating combines a high level finish and an antibacterial and antimicrobial efficacy, thanks to the silver ions. This guarantees a high hygiene degree. We briefly outline it with the 5W rule:

Who? *HDC is a polymer-based lacquer, and it works releasing the silver ions, which are its real active substance. This transparent lacquer is available in the following gloss levels:*

- HDC Shiny (>90 gloss) - HDC Semi-opaque (20/25 gloss) - HDC Opaque (8/10 gloss)

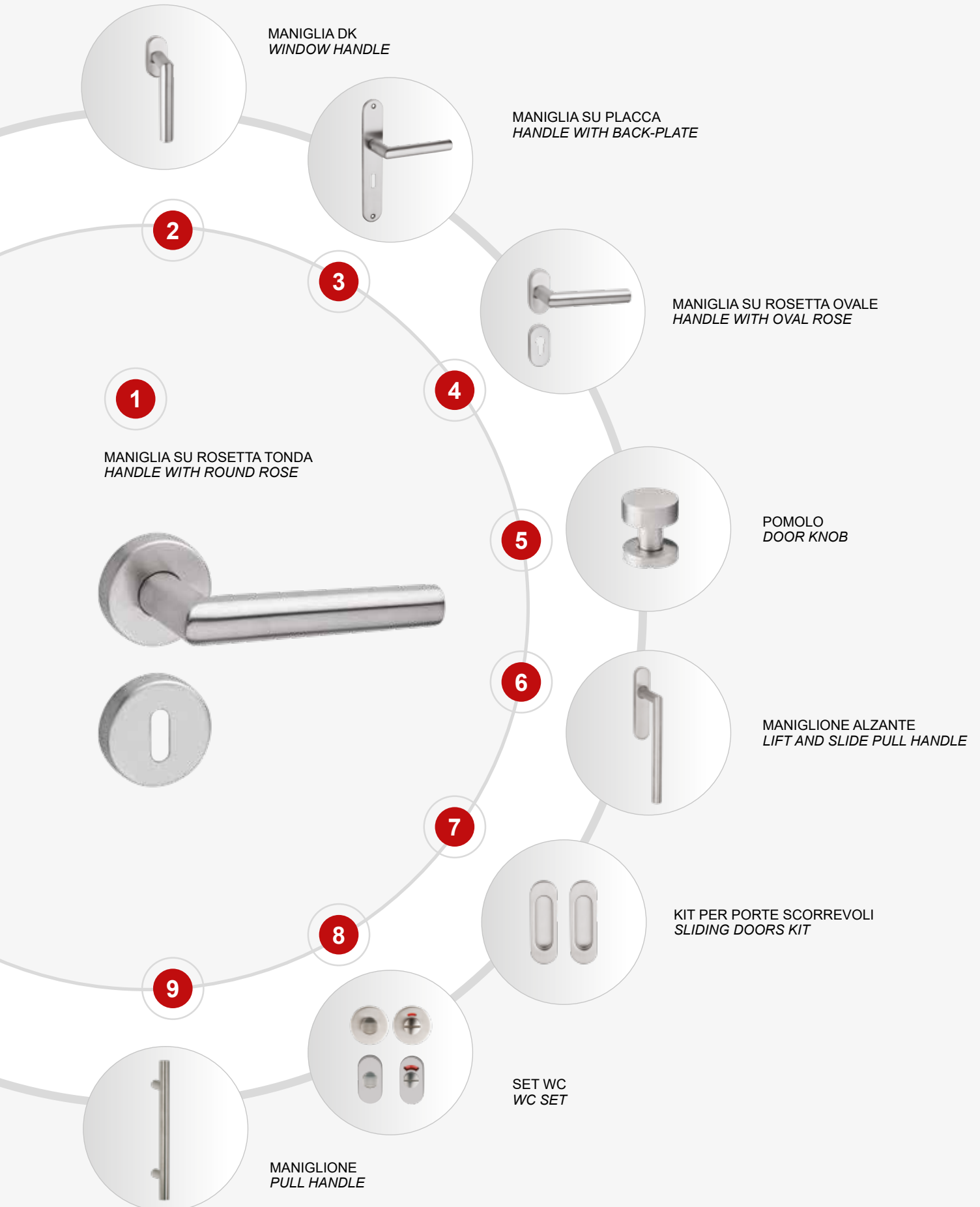
Thanks to its 15/20 nm thickness, HDC has a further barrier function, improving the scratchproof properties and the weather resistance, leaving the aesthetic appearance unchanged.


What? *In compliance with the European rules, HDC works against micro-organisms and microbes (ISO 22196) and against viruses (ISO 21702).*

Where? *HDC is suitable both for interior and for outdoor items, installed in home environments, urban and collective entities in general, hotels, public places and sanitary premises. HDC shall be applied on every metal base (brass, copper, aluminum, stainless steel, iron, zinc alloy), coated with every finish (satin and polished chrome, nickel, PVD, color or transparent lacquer).*

When? *HDC immediately starts its antibacterial and antimicrobial function, and it is over 99% effective against bacteria within 24 hours. This effect lasts for the entire item's lifetime. We recommend a gentle cleansing of the HDC treated surfaces.*

Why? *HDC project stems from the need to provide a flexible and cost-effective defense against bacteria and microbes, enemies of health. In fact, the 2% of the bacteria total population is highly dangerous for human beings.*





MANIGLIA DK
WINDOW HANDLE



MANIGLIA SU PLACCA
HANDLE WITH BACK-PLATE

2

3

4

1

MANIGLIA SU ROSETTA QUADRA
HANDLE WITH SQUARE ROSE



MANIGLIA SU ROSETTA
RETTANGOLARE
HANDLE WITH
RECTANGULAR ROSE

5



POMOLO
DOOR KNOB




6



MANIGLIONE ALZANTE
LIFT AND SLIDE PULL HANDLE

7




KIT PER PORTE SCORREVOLI
SLIDING DOORS KIT

9

8



MANIGLIONE
PULL HANDLE



SET WC
WC SET



COLOR
CELEBRATION



COLOR FNO
NERO OPACO
MATT BLACK



COLOR FBO
BIANCO OPACO
OPAQUE WHITE



COLOR F15
ANTRACITE OPACO
ANTHRACITE



COLOR FOR
ORO
GOLD




COLOR F13
RAME OPACO
MATT COPPER



COLOR F82
FLAT BRONZE OPACO
OPAQUE FLAT BRONZE



COLOR FBR
BRONZO OPACO
OPAQUE BRONZE




COLOR FCO
EFFETTO CORTEN
CORTEN EFFECT

INOX PROJECT

Color celebration è tendenza e design. Abbiamo creato una nuova gamma di finiture realizzate per trovare l'abbinamento perfetto. Qualunque sia il tuo stile, c'è un colore Fimet che realizza le tue idee!

Color celebration is trendy and design. We created a new range of finishes to get the perfect combination. Whatever your style is, there's a Fimet color that makes your ideas real!





MANIGLIONI - PULL HANDLES

BASIC	P. 18-34
ROUND	P. 36-55
SQUARE	P. 56-72
MOBILE - FORNITURE	P. 73-75
KEY	P. 76-83
SPECIAL - OVERSIZE - REDUCED	P. 84-96
SCHEDE TECNICHE - ACCESSORI DI MONTAGGIO THECNICAL SHEETS - ASSEMBLING ACCESSORIES	P. 97-101

MANIGLIE - HANDLES

ROUND - SQUARE	P. 102-121
----------------	------------

MANIGLIONI ALZANTI - LIFT AND SLIDE PULL HANDLES

ROUND - SQUARE	P. 122-127
----------------	------------

MANIGLIE PER PORTE D'ENTRATA - ENTRANCE DOORS

PORTE D'ENTRATA - ENTRANCE DOORS	P. 128-131
POMOLI - DOOR KNOBS	P. 132-142

GUARNITURE ANTINCENDIO - FIRE RATED SETS

	P. 144-149
--	------------

CLASSE 3 - CLASS 3

	P. 150-153
--	------------

MANIGLIE SPECIALI - SPECIAL HANDLES

RIDOTTA - REDUCED	P. 156
DISASSATA - OFFSET	P. 157
PUBBLICA 200 MM - PUBLIC 200 MM	P. 158-160

COMPLEMENTI D'ARREDO - ACCESSORIES

MANIGLIE PER PORTE SCORREVOLI - SLIDING DOOR FLUSH HANDLES	P. 162-163
ACCESSORI - ACCESSORIES	P. 164-170
PLACCHE / ROSETTE - PLATES / ROSES	P. 171-177
ACCESSORI PER MANIGLIE DK - WINDOW HANDLES ACCESSORIES	P. 177-178
FERRI - SPINDLES	P. 179-181
















SEZIONE VETRO - GLASS PROJECT








MANIGLIONI PER PORTE IN VETRO - SLIDING GLASS DOORS PULL HANDLES	P. 184-185
NICCHIE PER PORTE IN VETRO - SLIDING GLASS DOORS FLUSH HANDLES	P. 186-187
SERRATURE E CERNIERE PER PORTE IN VETRO SLIDING GLASS DOORS LOCKS AND HINGES	P. 188-189

ESPOSITORI E FINITURE - DISPLAYS AND FINISHES

	P. 197
--	--------

MANIGLIONI - PULL HANDLES





















<p><i>Linea</i> BASIC</p>	 ALABAMA 801.32 P. 20	 NEVADA 838.32 P. 21	 MINNESOTA 839.32 P. 22
 MINNESOTA Ø25 839.25 P. 23	 DAKOTA 814T.32 P. 24	 ARKANSAS 816T.32 P. 25	 ARKANSAS Q. 816.32 P. 26
 CALIFORNIA 817.32 P. 27	 NEBRASKA 840 P. 28	 COLOMBIA 880 P. 29	 ARIZONA P. 800P.25 P. 30
 INCLINATO SLANTED ARIZONA P. 810P.25 P. 31	 CILE 849V.30 P. 32	 CUBA 849L.25 P. 33	 MEXICO 849.30 P. 34

<p><i>Linea</i> ROUND</p>	 MISSISSIPPI 842.32 P. 38	 MONTANA 820.30 P. 39	 ARIZONA 800.16 / 20 P. 40
 ARIZONA 800.25 P. 41	 ARIZONA 800.25.FR P. 42	 ARIZONA 800.30 P. 43	 ARIZONA 800.35 P. 44







MANIGLIONI - PULL HANDLES

 ARIZONA 800.40 P. 45	 INCLINATO SLANTED ARIZONA 810.25 P. 46	 INCLINATO SLANTED ARIZONA 810.30 P. 47	 INCLINATO SLANTED ARIZONA 810.35 P. 48
 INCLINATO SLANTED ARIZONA 810.40 P. 49	 INCLINATO SLANTED ILLINOIS 860.30 P. 50	 ILLINOIS 870.30 P. 51	 ALABAMA 801.20 / 25 P. 52
 ALABAMA 801.30 P. 53	 GEORGIA 802.20 / 25 P. 54	 CIPRO 890 P. 55	
<p><i>Linea</i> SQUARE</p>	 MISSISSIPPI Q. 842Q.3825 P. 58	 NEVADA Q. 838Q P. 59	 PANAMA 821.25 P. 60
 TEXAS 831.20 P. 61	 TEXAS 831.25 P. 62	 TEXAS 831.30 P. 63	 INCLINATO SLANTED TEXAS 831Z.25 P. 64
 INCLINATO SLANTED TEXAS 831Z.30 P. 65	 COLORADO 841S P. 66	 INCLINATO SLANTED OREGON 841Z P. 67	 SINGAPORE 841R P. 68

MANIGLIONI - PULL HANDLES

			
FLORIDA 841C P. 69	AUSTRALIA 846 P. 70	VENEZUELA 803 P. 71	GEORGIA Q. 802K.20 / 25 P. 72
<i>Linea</i> MOBILE FORNITURE			
	ARGENTINA 805.16 P. 74	GEORGIA Q. 802K.16 P. 75	
<i>Linea</i> KEY			
	ECUADOR 850.35 P. 78-79	JAMAICA 851.35 P. 80-81	BRASILE 852 P. 82-83
<i>Linea</i> SPECIAL OVERSIZE REDUCED			
	ARIZONA 800S.40 P. 86	ARIZONA 810S.40 P. 87	ARIZONA 800.45 P. 88
			
ARIZONA 810.45 P. 88	ARIZONA 800.50 P. 89	TEXAS 831.30 P. 90	TEXAS 831Z.30 P. 90
			
COLORADO 841S.4015 P. 91	OREGON 841Z.4015 P. 91	COLORADO 841S.5020 P. 92	OREGON 841Z.5020 P. 92

MANIGLIONI - PULL HANDLES

 <p>GEORGIA Q. 802K.30 P. 93</p>	 <p>ARIZONA 800.25 P. 94</p>	 <p>INCLINATO SLANTED</p> <p>ARIZONA 810.25 P. 94</p>	 <p>COLORADO 841S P. 95</p>
 <p>INCLINATO SLANTED</p> <p>OREGON 841Z P. 95</p>	 <p>NEVADA 830R.32 P. 96</p>		

MANIGLIE - HANDLES

<p><i>Linea</i></p> <p>ROUND</p> <p>SQUARE</p>	 <p>SPAGNA 101 P. 104-105</p>	 <p>OLANDA 102 P. 106-107</p>	 <p>SVIZZERA 103 P. 108-109</p>
 <p>NORVEGIA 104 P. 110</p>	 <p>SVEZIA 131 P. 111</p>	 <p>GRECIA 133 P. 112</p>	 <p>FRANCIA 1018 P. 113</p>
 <p>RUSSIA 137 P. 114</p>	 <p>IRLANDA 114ER P. 115</p>	 <p>ISLANDA 110ER P. 116</p>	 <p>DANIMARCA 1068 SQUARE P. 117</p>
 <p>AUSTRIA 102K SQUARE P. 118</p>	 <p>UCRAINA 1019 SQUARE P. 120</p>	 <p>SPAGNA - LEVA Q9 18L28 P. 121</p>	



INO PROJECT

MANIGLIONI
PULL HANDLES



Linea

BASIC



CODICE CODE
AISI 304

801.32.382.350.60

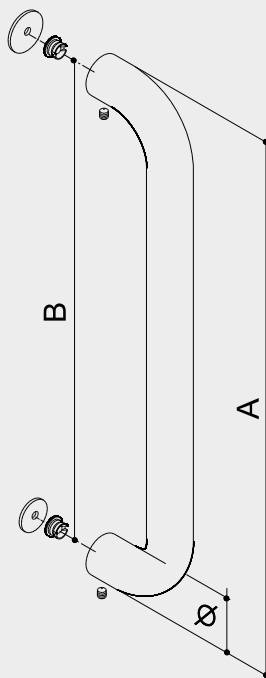
Ø	A	B	C
32	382	350	82



CODICE CODE
AISI 316

801.32.382.350.62

Ø	A	B	C
32	382	350	82



MATERIALE MATERIAL	INOX AISI 304	INOX AISI 316
-----------------------	---------------------	---------------------

FINITURA FINISH	F60	F62
--------------------	-----	-----

INOX SATINATO SATIN S. STEEL

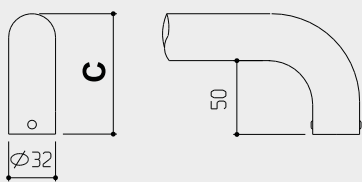
ACCESSORI INCLUSI INCLUDED ACCESSORIES



BUSSOLE
BOLDS

GRANI
GRUB SCREWS

GUARNIZIONI
GASKETS



FINITURE
A RICHIESTA
FINISHES
ON REQUEST

F61
INOX LUCIDO
POLISHED S. STEEL

F NO
NERO OPACO RAL 9005
MATT BLACK RAL 9005

F BO
BIANCO OPACO RAL 9016
OPAQUE WHITE RAL 9016

F BL
BIANCO LUCIDO RAL 9010
GLOSSY WHITE RAL 9010



CODICE CODE
AISI 304

838.32.382.350.60

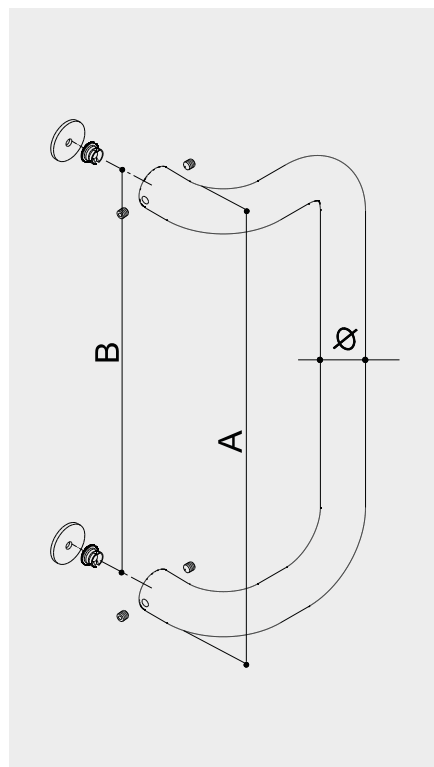
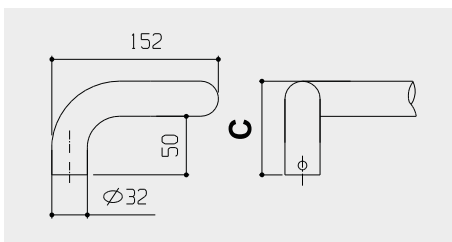
Ø	A	B	C
32	382	350	82



CODICE CODE
AISI 316

838.32.382.350.62

Ø	A	B	C
32	382	350	82



MATERIALE MATERIAL
INOX AISI 304 **INOX AISI 316**

FINITURA FINISH
F60 **F62**

INOX SATINATO SATIN S. STEEL

ACCESSORI INCLUSI INCLUDED ACCESSORIES



BUSSOLE
BOLDS

GRANI
GRUB SCREWS

GUARNIZIONI
GASKETS

FINITURE
A RICHIESTA
FINISHES
ON REQUEST

F61
INOX LUCIDO
POLISHED S. STEEL

F NO
NERO OPACO RAL 9005
MATT BLACK RAL 9005

F BO
BIANCO OPACO RAL 9016
OPAQUE WHITE RAL 9016

F BL
BIANCO LUCIDO RAL 9010
GLOSSY WHITE RAL 9010



CODICE CODE
AISI 304

839.32.382.350.60
839.32.732.700.60

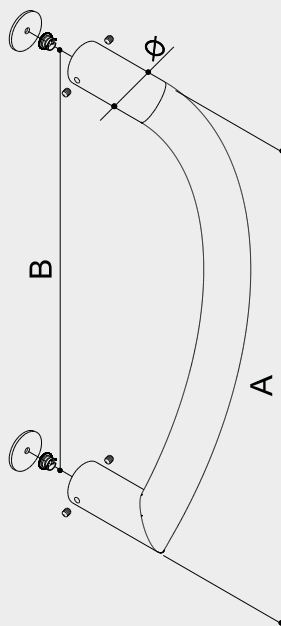
Ø	A	B	C
32	382	350	82
32	732	700	82



CODICE CODE
AISI 316

839.32.382.350.62

Ø	A	B	C
32	382	350	82



MATERIALE MATERIAL
INOX AISI 304 INOX AISI 316

FINITURA FINISH
F60 F62

INOX SATINATO SATIN S. STEEL

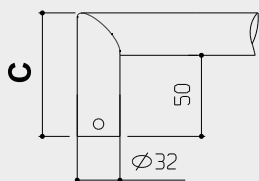
ACCESSORI INCLUSI INCLUDED ACCESSORIES



BUSSOLE
BOLDS

GRANI
GRUB SCREWS

GUARNIZIONI
GASKETS



FINITURE
A RICHIESTA
FINISHES
ON REQUEST

F61
INOX LUCIDO
POLISHED S. STEEL

F NO
NERO OPACO RAL 9005
MATT BLACK RAL 9005

F BO
BIANCO OPACO RAL 9016
OPAQUE WHITE RAL 9016

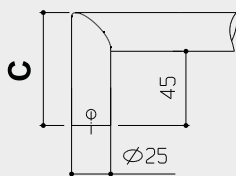
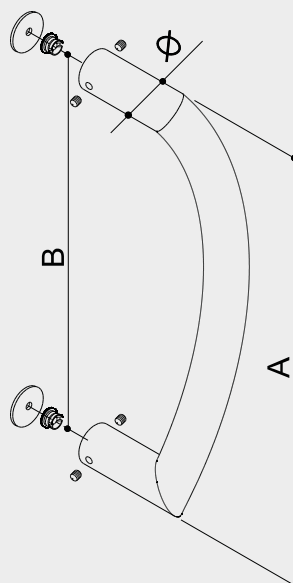
F BL
BIANCO LUCIDO RAL 9010
GLOSSY WHITE RAL 9010



CODICE CODE
AISI 304

839.25.275.250.60

Ø	A	B	C
25	275	250	70



MATERIALE MATERIAL
INOX AISI 304

FINITURA FINISH
F60

INOX SATINATO SATIN S. STEEL

ACCESSORI INCLUSI INCLUDED ACCESSORIES



BUSSOLE
BOLDS

GRANI
GRUB SCREWS

GUARNIZIONI
GASKETS

FINITURE
A RICHIESTA
FINISHES
ON REQUEST

F61
INOX LUCIDO
POLISHED S. STEEL

F NO
NERO OPACO RAL 9005
MATT BLACK RAL 9005

F BO
BIANCO OPACO RAL 9016
OPAQUE WHITE RAL 9016

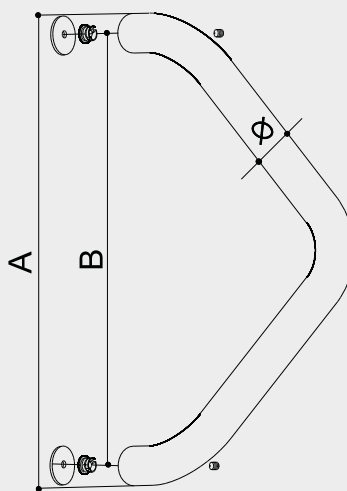
F BL
BIANCO LUCIDO RAL 9010
GLOSSY WHITE RAL 9010



CODICE CODE
AISI 304

814T.32.382.350.60

Ø	A	B	C
32	382	350	82



MATERIALE
MATERIAL **INOX
AISI
304**

FINITURA
FINISH **F60**

INOX SATINATO SATIN S. STEEL

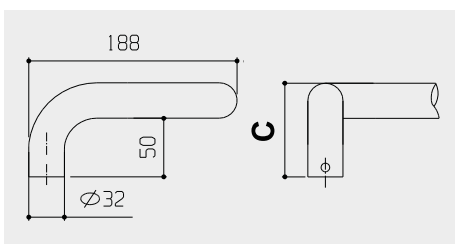
ACCESSORI INCLUSI INCLUDED ACCESSORIES



BUSSOLE
BOLTS

GRANI
GRUB SCREWS

GUARNIZIONI
GASKETS





CODICE CODE
AISI 304

816T.32.382.350.60

Ø

A

B

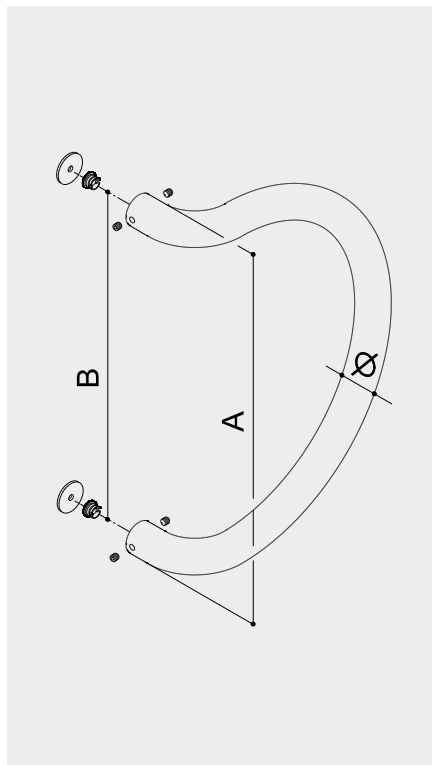
C

32

382

350

85



MATERIALE
MATERIAL

INOX
AISI
304

FINITURA
FINISH

F60

INOX SATINATO SATIN S. STEEL

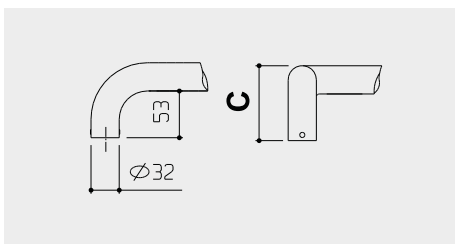
ACCESSORI INCLUSI INCLUDED ACCESSORIES



BUSSOLE
BOLDS

GRANI
GRUB SCREWS

GUARNIZIONI
GASKETS



FINITURE
A RICHIESTA
FINISHES
ON REQUEST

F61
INOX LUCIDO
POLISHED S. STEEL

F NO
NERO OPACO RAL 9005
MATT BLACK RAL 9005

F BO
BIANCO OPACO RAL 9016
OPAQUE WHITE RAL 9016

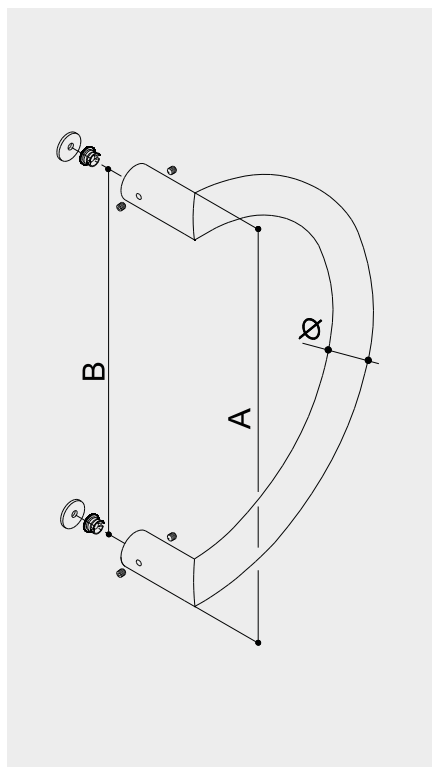
F BL
BIANCO LUCIDO RAL 9010
GLOSSY WHITE RAL 9010



CODICE CODE
AISI 304

816.32.382.350.60

Ø	A	B	C
32	382	350	82



MATERIALE MATERIAL
INOX AISI 304

FINITURA FINISH
F60

INOX SATINATO SATIN S. STEEL

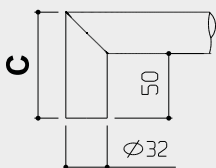
ACCESSORI INCLUSI INCLUDED ACCESSORIES



BUSSOLE
BOLDS

GRANI
GRUB SCREWS

GUARNIZIONI
GASKETS



FINITURE
A RICHIESTA
FINISHES
ON REQUEST

F61
INOX LUCIDO
POLISHED S. STEEL

F NO
NERO OPACO RAL 9005
MATT BLACK RAL 9005

F BO
BIANCO OPACO RAL 9016
OPAQUE WHITE RAL 9016

F BL
BIANCO LUCIDO RAL 9010
GLOSSY WHITE RAL 9010



CODICE CODE
AISI 304

817.32.575.500.60
817.32.780.700.60

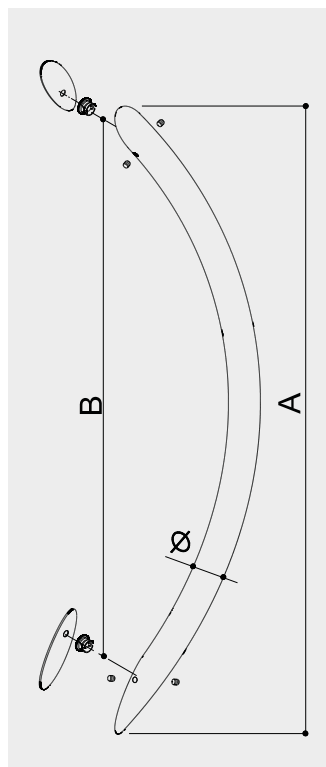
Ø	A	B	C
32	575	500	85
32	780	700	92



CODICE CODE
AISI 316

817.32.575.500.62
817.32.780.700.62

Ø	A	B	C
32	575	500	85
32	780	700	92



MATERIALE MATERIAL	INOX AISI 304	INOX AISI 316
-----------------------	---------------------	---------------------

FINITURA FINISH	F60	F62
--------------------	-----	-----

INOX SATINATO SATIN S. STEEL

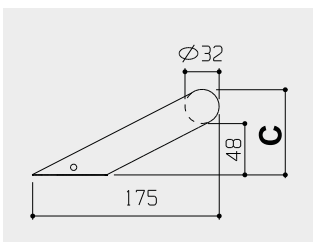
ACCESSORI INCLUSI INCLUDED ACCESSORIES



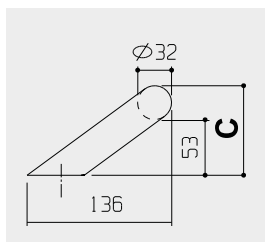
BUSSOLE
BOLDS

GRANI
GRUB SCREWS

GUARNIZIONI
GASKETS



817.32.575.500



817.32780.700

FINITURE
A RICHIESTA
FINISHES
ON REQUEST

F61
INOX LUCIDO
POLISHED S. STEEL

F NO
NERO OPACO RAL 9005
MATT BLACK RAL 9005

F BO
BIANCO OPACO RAL 9016
OPAQUE WHITE RAL 9016

F BL
BIANCO LUCIDO RAL 9010
GLOSSY WHITE RAL 9010



CODICE CODE
AISI 304

840.370.350.60
840.820.800.60



A

B

C

40x20

370

350

70

40x20

820

800

70

CODICE CODE
AISI 316

840.370.350.62



A

B

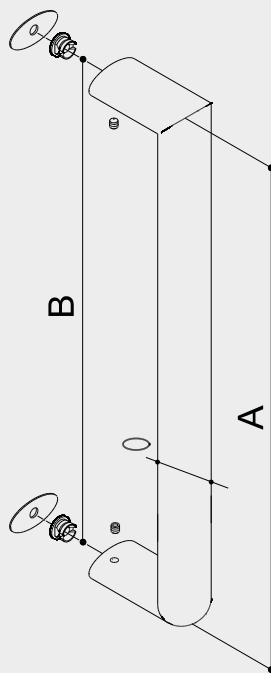
C

40x20

370

350

70



MATERIALE
MATERIAL

INOX
AISI
304

INOX
AISI
316

FINITURA
FINISH

F60

F62

INOX SATINATO SATIN S. STEEL

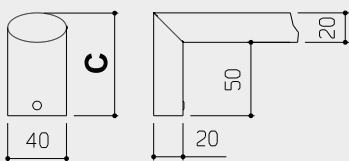
ACCESSORI INCLUSI INCLUDED ACCESSORIES



BUSSOLE
BOLDS

GRANI
GRUB SCREWS

GUARNIZIONI
GASKETS



FINITURE
A RICHIESTA
FINISHES
ON REQUEST

F61
INOX LUCIDO
POLISHED S. STEEL

F NO
NERO OPACO RAL 9005
MATT BLACK RAL 9005

F BO
BIANCO OPACO RAL 9016
OPAQUE WHITE RAL 9016

F BL
BIANCO LUCIDO RAL 9010
GLOSSY WHITE RAL 9010



CODICE CODE
AISI 304

880.280.250.60

-	A	B	C
-	280	250	67

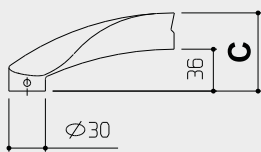
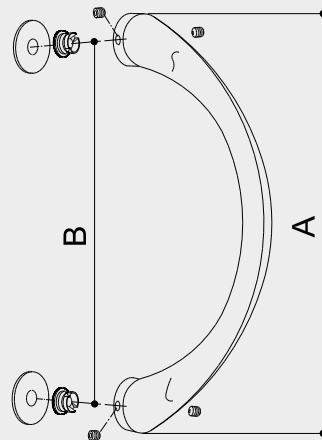
CODICE CODE
AISI 304

880.280.250.18

-	A	B	C
-	280	250	67



PVD



MATERIALE MATERIAL
INOX AISI 304

FINITURA FINISH
F60

INOX SATINATO SATIN S. STEEL

ACCESSORI INCLUSI INCLUDED ACCESSORIES



BUSSOLE
BOLDS

GRANI
GRUB SCREWS

GUARNIZIONI
GASKETS

FINITURE
A RICHIESTA
FINISHES
ON REQUEST

F61
INOX LUCIDO
POLISHED S. STEEL

F NO
NERO OPACO RAL 9005
MATT BLACK RAL 9005

F BO
BIANCO OPACO RAL 9016
OPAQUE WHITE RAL 9016

F BL
BIANCO LUCIDO RAL 9010
GLOSSY WHITE RAL 9010



CODICE CODE
AISI 304

800P.25.500.350.60

Ø

A

B

C

25

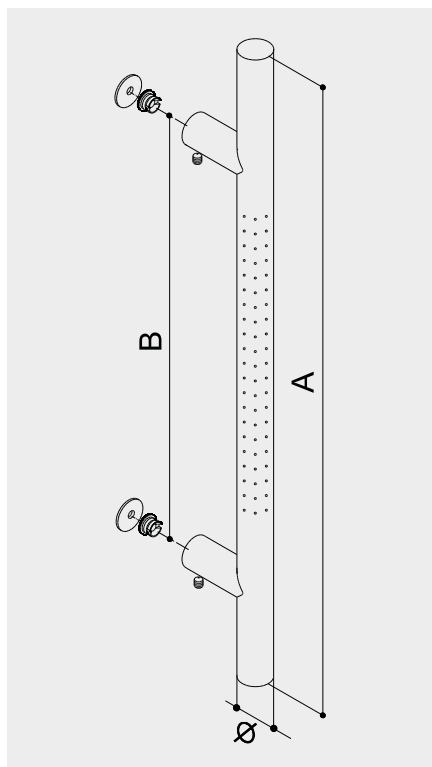
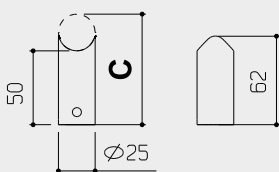
500

350

75



SUPPORTI DIRITTI
STRAIGHT SUPPORTS



MATERIALE
MATERIAL

INOX
AISI
304

FINITURA
FINISH

F60

INOX SATINATO SATIN S. STEEL

ACCESSORI INCLUSI INCLUDED ACCESSORIES



BUSSOLE
BOLDS

GRANI
GRUB SCREWS

GUARNIZIONI
GASKETS



CODICE CODE
AISI 304

810P.25.500.350.60

Ø

A

B

C

25

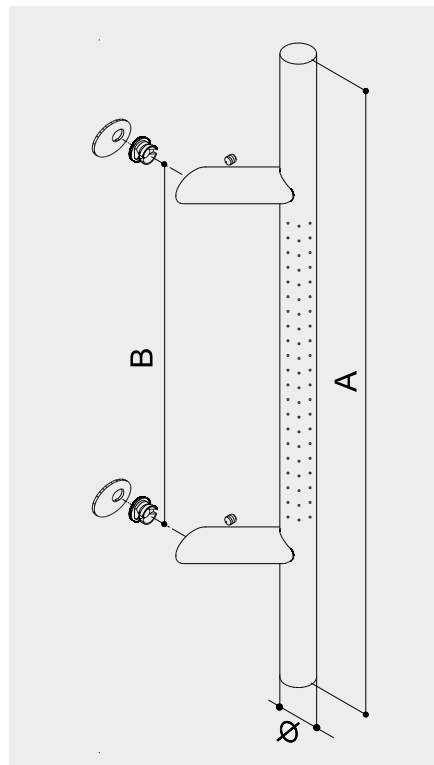
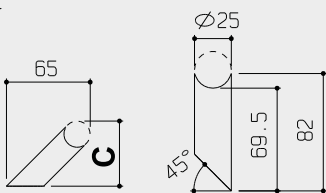
500

350

78



SUPPORTI INCLINATI
SLANTED SUPPORTS



MATERIALE
MATERIAL

INOX
AISI
304

FINITURA
FINISH

F60

INOX SATINATO SATIN S. STEEL

ACCESSORI INCLUSI INCLUDED ACCESSORIES



BUSSOLE
BOLDS

GRANI
GRUB SCREWS

GUARNIZIONI
GASKETS

FINITURE
A RICHIESTA
FINISHES
ON REQUEST

F61
INOX LUCIDO
POLISHED S. STEEL

F NO
NERO OPACO RAL 9005
MATT BLACK RAL 9005

F BO
BIANCO OPACO RAL 9016
OPAQUE WHITE RAL 9016

F BL
BIANCO LUCIDO RAL 9010
GLOSSY WHITE RAL 9010

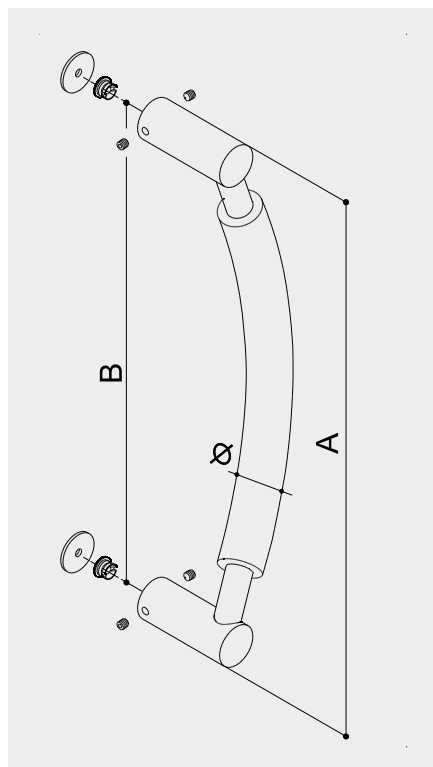
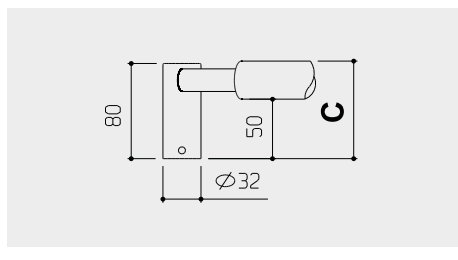


CODICE CODE
AISI 304

849V.30.432.400.63

849V.30.532.500.63

Ø	A	B	C
30	432	400	82
30	532	500	82



MATERIALE
MATERIAL

INOX
AISI
304

FINITURA
FINISH

F63

INOX SATINATO/INOX LUCIDO
SATIN S. STEEL/POLISHED S. STEEL

ACCESSORI INCLUSI INCLUDED ACCESSORIES



BUSSOLE
BOLDS

GRANI
GRUB SCREWS

GUARNIZIONI
GASKETS



CODICE CODE
AISI 304

849L.25.450.350.63

Ø

A

B

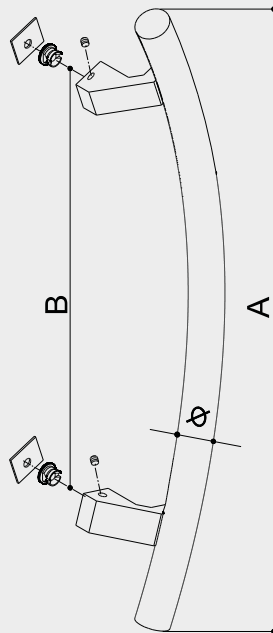
C

25

450

350

65



MATERIALE
MATERIAL

INOX
AISI
304

FINITURA
FINISH

F63

INOX SATINATO/INOX LUCIDO
SATIN S. STEEL/POLISHED S. STEEL

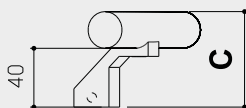
ACCESSORI INCLUSI INCLUDED ACCESSORIES



BUSSOLE
BOLDS

GRANI
GRUB SCREWS

GUARNIZIONI
GASKETS



FINITURE
A RICHIESTA
FINISHES
ON REQUEST

F61
INOX LUCIDO
POLISHED S. STEEL

F NO
NERO OPACO RAL 9005
MATT BLACK RAL 9005

F BO
BIANCO OPACO RAL 9016
OPAQUE WHITE RAL 9016

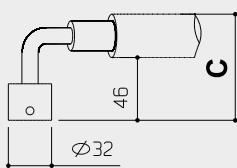
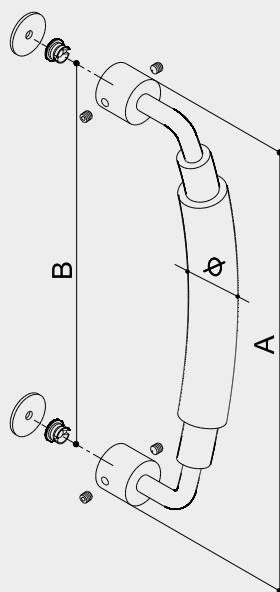
F BL
BIANCO LUCIDO RAL 9010
GLOSSY WHITE RAL 9010



CODICE CODE
AISI 304

849.30.330.300.63
849.30.430.400.63
849.30.590.560.63

Ø	A	B	C
32	330	300	78
32	430	400	78
32	590	560	78



MATERIALE MATERIAL
INOX AISI 304

FINITURA FINISH
F63

INOX SATINATO/INOX LUCIDO
SATIN S. STEEL/POLISHED S. STEEL

ACCESSORI INCLUSI INCLUDED ACCESSORIES



BUSSOLE
BOLDS

GRANI
GRUB SCREWS

GUARNIZIONI
GASKETS



 **fimet**[®]
Bianchi Vitto



INO PROJECT

MANIGLIONI

PULL HANDLES



Linea

ROUND



COPPIA PAIR

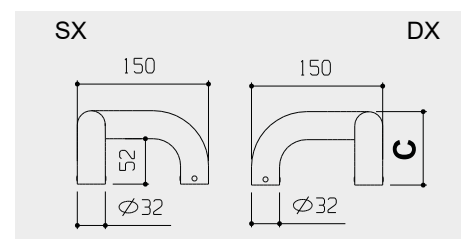
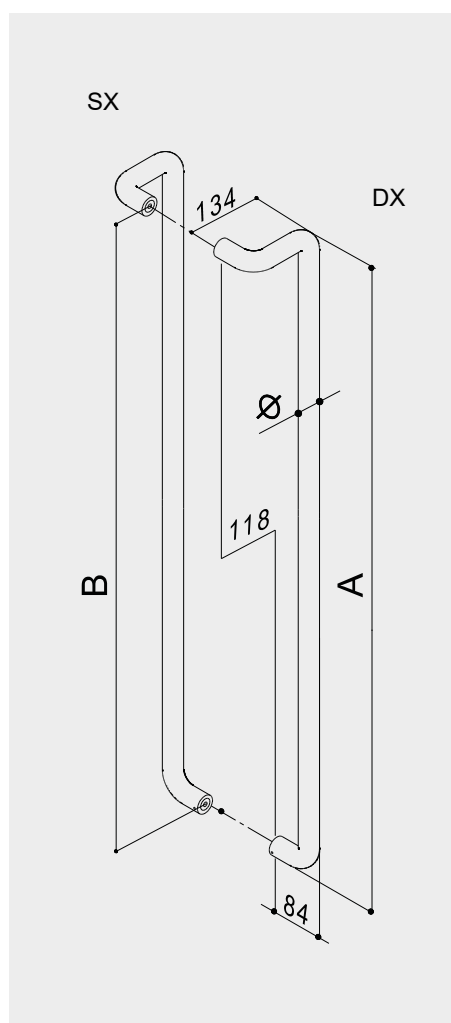
CODICE CODE AISI 304	Ø	A	B	C
842.32.1232.1200.60	32	1232	1200	84

SINGOLO DESTRO SINGLE RIGHT

CODICE CODE AISI 304	Ø	A	B	C
842.32.1232.1200D.60	32	1232	1200	84

SINGOLO SINISTRO SINGLE LEFT

CODICE CODE AISI 304	Ø	A	B	C
842.32.1232.1200S.60	32	1232	1200	84



MATERIALE MATERIAL **INOX AISI 304**

FINITURA FINISH **F60**

INOX SATINATO SATIN S. STEEL

ACCESSORI INCLUSI INCLUDED ACCESSORIES



BUSSOLE BOLDS GRANI GRUB SCREWS GUARNIZIONI GASKETS

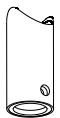


CODICE CODE
AISI 304

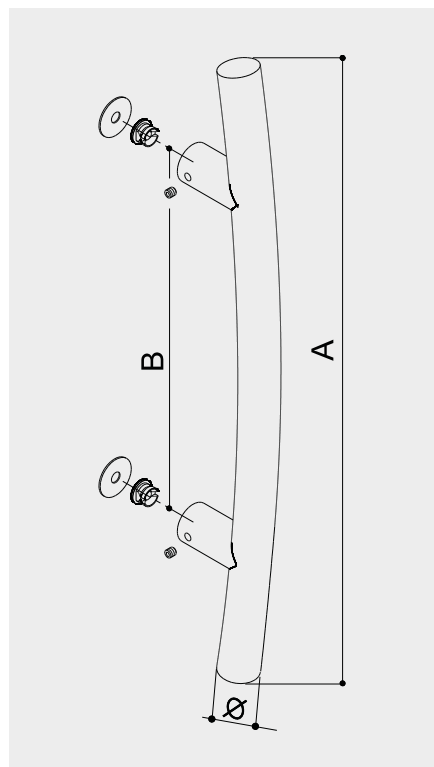
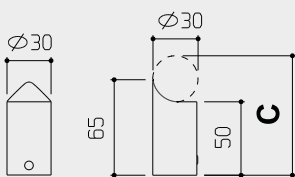
820.30.500.300.60
820.30.700.500.60
820.30.1000.800.60

Ø	A	B	C
30	500	300	80
30	700	500	80
30	1000	800	80

RAGGIO FISSO 1100



SUPPORTI DIRITTI
STRAIGHT SUPPORTS



MATERIALE **INOX**
MATERIAL **AISI 304**

FINITURA **F60**
FINISH

INOX SATINATO SATIN S. STEEL

ACCESSORI INCLUSI INCLUDED ACCESSORIES



BUSSOLE
BOLDS

GRANI
GRUB SCREWS

GUARNIZIONI
GASKETS

FINITURE
A RICHIESTA
FINISHES
ON REQUEST

F61
INOX LUCIDO
POLISHED S. STEEL

F NO
NERO OPACO RAL 9005
MATT BLACK RAL 9005

F BO
BIANCO OPACO RAL 9016
OPAQUE WHITE RAL 9016

F BL
BIANCO LUCIDO RAL 9010
GLOSSY WHITE RAL 9010



CODICE CODE
AISI 304

800.16.500.300.60
800.16.700.500.60

Ø	A	B	C
16	500	300	66
16	700	500	66

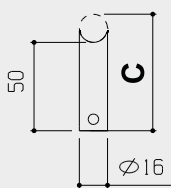
CODICE CODE
AISI 304

800.20.300.200.60
800.20.500.300.60
800.20.700.500.60
800.20.800.600.60
800.20.1200.900.60
800.20.1600.1300.60

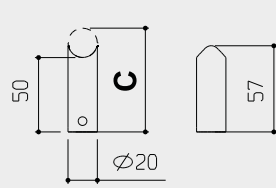
Ø	A	B	C
20	300	200	70
20	500	300	70
20	700	500	70
20	800	600	70
20	1200	900	70
20	1600	1300	70



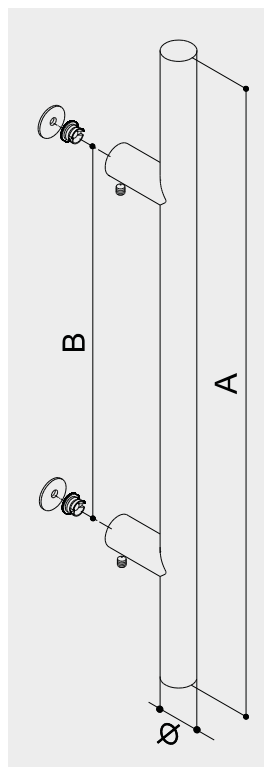
SUPPORTI DIRITTI
STRAIGHT SUPPORTS



800.16



800.20



MATERIALE MATERIAL
INOX AISI 304

FINITURA FINISH
F60

INOX SATINATO SATIN S. STEEL

ACCESSORI INCLUSI INCLUDED ACCESSORIES



BUSSOLE BOLDS

GRANI GRUB SCREWS

GUARNIZIONI GASKETS



SU MISURA
LUNGHEZZA E INTERASSE
CON 2 O PIÙ SUPPORTI FINO A 3500 mm

CUSTOMIZED
LENGTH AND WHEELBASE
WITH 2 OR MORE SUPPORTS TILL 3500 mm



CODICE CODE
AISI 304

800.25.300.200.60
800.25.400.300.60
800.25.500.300.60
800.25.600.400.60
800.25.700.500.60
800.25.800.600.60
800.25.1000.700.60
800.25.1200.900.60
800.25.1600.1300.60

Ø	A	B	C
25	300	200	75
25	400	300	75
25	500	300	75
25	600	400	75
25	700	500	75
25	800	600	75
25	1000	700	75
25	1200	900	75
25	1600	1300	75

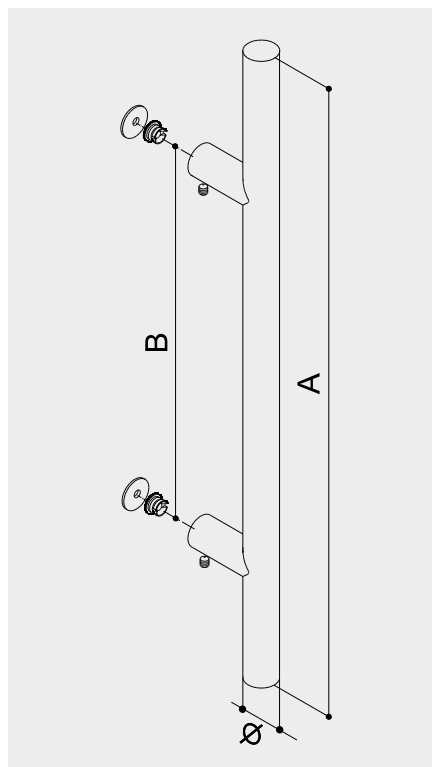
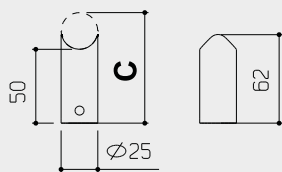
CODICE CODE
AISI 316

800.25.500.300.62
800.25.700.500.62
800.25.1200.900.62

Ø	A	B	C
25	500	300	75
25	700	500	75
25	1200	900	75



SUPPORTI DIRITTI
STRAIGHT SUPPORTS



MATERIALE
MATERIAL

INOX
AISI
304

INOX
AISI
316

FINITURA
FINISH

F60

F62

INOX SATINATO SATIN S. STEEL

ACCESSORI INCLUSI INCLUDED ACCESSORIES



BUSSOLE
BOLDS

GRANI
GRUB SCREWS

GUARNIZIONI
GASKETS



SU MISURA

LUNGHEZZA E INTERASSE
CON 2 O PIÙ SUPPORTI FINO A 3500 mm

CUSTOMIZED

LENGTH AND WHEELBASE
WITH 2 OR MORE SUPPORTS TILL 3500 mm

FINITURE
A RICHIESTA
FINISHES
ON REQUEST

F61
INOX LUCIDO
POLISHED S. STEEL

F NO
NERO OPACO RAL 9005
MATT BLACK RAL 9005

F BO
BIANCO OPACO RAL 9016
OPAQUE WHITE RAL 9016

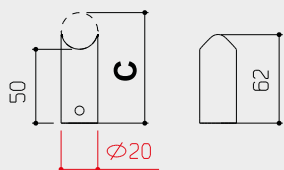
F BL
BIANCO LUCIDO RAL 9010
GLOSSY WHITE RAL 9010



Ø 25



SUPPORTI DIRITTI
STRAIGHT SUPPORTS



CODICE CODE
AISI 304

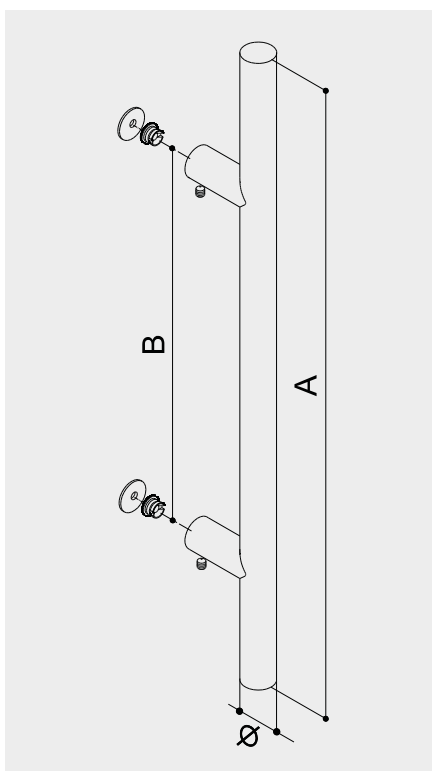
800.25.300.200.60.FR	25	300	200	75
800.25.400.300.60.FR	25	400	300	75
800.25.500.300.60.FR	25	500	300	75
800.25.600.400.60.FR	25	600	400	75
800.25.700.500.60.FR	25	700	500	75
800.25.800.600.60.FR	25	800	600	75
800.25.1000.700.60.FR	25	1000	700	75
800.25.1200.900.60.FR	25	1200	900	75
800.25.1600.1300.60.FR	25	1600	1300	75

Ø	A	B	C
25	300	200	75
25	400	300	75
25	500	300	75
25	600	400	75
25	700	500	75
25	800	600	75
25	1000	700	75
25	1200	900	75
25	1600	1300	75

CODICE CODE
AISI 316

800.25.500.300.62.FR	25	500	300	75
800.25.700.500.62.FR	25	700	500	75
800.25.1200.900.62.FR	25	1200	900	75

Ø	A	B	C
25	500	300	75
25	700	500	75
25	1200	900	75



MATERIALE MATERIAL
INOX AISI 304 **INOX AISI 316**

FINITURA FINISH
F60 **F62**

INOX SATINATO SATIN S. STEEL

ACCESSORI INCLUSI INCLUDED ACCESSORIES



BUSSOLE BOLDS

GRANI GRUB SCREWS

GUARNIZIONI GASKETS

SU MISURA
LUNGHEZZA E INTERASSE
CON 2 O PIÙ SUPPORTI FINO A 3500 mm
CUSTOMIZED
LENGTH AND WHEELBASE
WITH 2 OR MORE SUPPORTS TILL 3500 mm

* Maniglione con 3 supporti * Pull handle with 3 supports

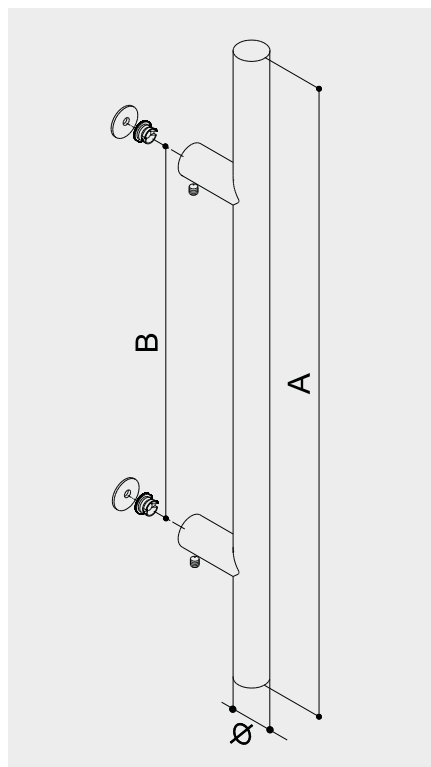
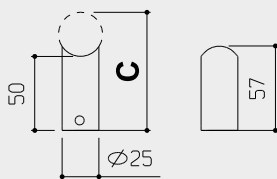


CODICE AISI 304	CODE	Ø	A	B	C
800.30.300.210.60		30	300	210	80
800.30.400.300.60		30	400	300	80
800.30.500.300.60		30	500	300	80
800.30.500.350.60		30	500	350	80
800.30.600.400.60		30	600	400	80
800.30.700.500.60		30	700	500	80
800.30.800.600.60		30	800	600	80
800.30.1000.700.60		30	1000	700	80
800.30.1200.900.60		30	1200	900	80
800.30.1200.1000.60		30	1200	1000	80
800.30.1500.1300.60		30	1500	1300	80
800.30.1600.1300.60		30	1600	1300	80
800.30.1800.1500.60		30	1800	1500	80
800.30.2000.1800.60		30	2000	1800	80
800.30.1600.1300.3S.60*		30	1600	1300	80
800.30.1800.1500.3S.60*		30	1800	1500	80
800.30.2000.1800.3S.60*		30	2000	1800	80

CODICE AISI 316	CODE	Ø	A	B	C
800.30.500.300.62		30	500	300	80
800.30.700.500.62		30	700	500	80
800.30.1200.900.62		30	1200	900	80



SUPPORTI DIRITTI
STRAIGHT SUPPORTS



MATERIALE
MATERIAL

INOX
AISI
304

INOX
AISI
316

FINITURA
FINISH

F60

F62

INOX SATINATO SATIN S. STEEL


ACCESSORI INCLUSI INCLUDED ACCESSORIES



BUSSOLE
BOLDS

GRANI
GRUB SCREWS

GUARNIZIONI
GASKETS



SU MISURA
LUNGHEZZA E INTERASSE
CON 2 O PIÙ SUPPORTI FINO A 3500 mm

CUSTOMIZED
LENGTH AND WHEELBASE
WITH 2 OR MORE SUPPORTS TILL 3500 mm

FINITURE
A RICHIESTA
FINISHES
ON REQUEST

F61
INOX LUCIDO
POLISHED S. STEEL

F NO
NERO OPACO RAL 9005
MATT BLACK RAL 9005

F BO
BIANCO OPACO RAL 9016
OPAQUE WHITE RAL 9016

F BL
BIANCO LUCIDO RAL 9010
GLOSSY WHITE RAL 9010



CODICE CODE
AISI 304


800.35.700.500.60
800.35.720.550.60
800.35.1000.700.60
800.35.1500.1300.60
800.35.1800.1500.60

Ø	A	B	C
35	700	500	85
35	720	550	85
35	1000	700	85
35	1500	1300	85
35	1800	1500	85

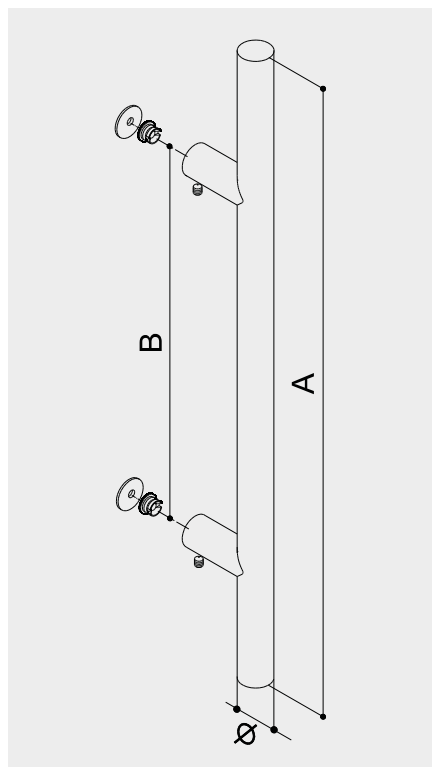
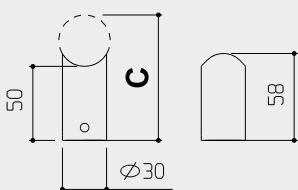
CODICE CODE
AISI 316

800.35.700.500.62
800.35.1000.700.62
800.35.1500.1300.62
800.35.1800.1500.62

Ø	A	B	C
35	700	500	85
35	1000	700	85
35	1500	1300	85
35	1800	1500	85



SUPPORTI DIRITTI
STRAIGHT SUPPORTS



MATERIALE MATERIAL
INOX AISI 304 **INOX AISI 316**

FINITURA FINISH
F60 F62

INOX SATINATO SATIN S. STEEL

ACCESSORI INCLUSI INCLUDED ACCESSORIES



BUSSOLE BOLDS

GRANI GRUB SCREWS

GUARNIZIONI GASKETS

SU MISURA
LUNGHEZZA E INTERASSE
CON 2 O PIÙ SUPPORTI FINO A 3500 mm
CUSTOMIZED
LENGTH AND WHEELBASE
WITH 2 OR MORE SUPPORTS TILL 3500 mm



CODICE CODE
AISI 304

800.40.700.500.60
800.40.1000.700.60
800.40.1500.1300.60
800.40.1800.1500.60

Ø	A	B	C
40	700	500	90
40	1000	700	90
40	1500	1300	90
40	1800	1500	90

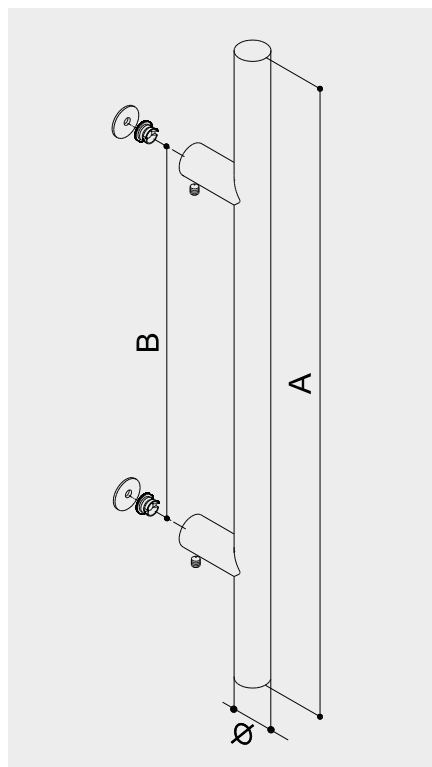
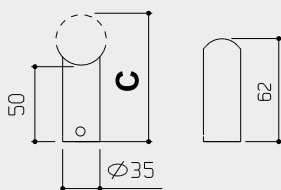
CODICE CODE
AISI 316

800.40.700.500.62
800.40.1000.700.62
800.40.1500.1300.62
800.40.1800.1500.62

Ø	A	B	C
40	700	500	90
40	1000	700	90
40	1500	1300	90
40	1800	1500	90



SUPPORTI DIRITTI
STRAIGHT SUPPORTS



MATERIALE MATERIAL
INOX AISI 304 **INOX AISI 316**

FINITURA FINISH
F60 **F62**

INOX SATINATO SATIN S. STEEL

ACCESSORI INCLUSI INCLUDED ACCESSORIES



BUSSOLE BOLDS

GRANI GRUB SCREWS

GUARNIZIONI GASKETS



SU MISURA
LUNGHEZZA E INTERASSE
CON 2 O PIÙ SUPPORTI FINO A 3500 mm

CUSTOMIZED
LENGTH AND WHEELBASE
WITH 2 OR MORE SUPPORTS TILL 3500 mm

FINITURE
A RICHIESTA
FINISHES
ON REQUEST

F61
INOX LUCIDO
POLISHED S. STEEL

F NO
NERO OPACO RAL 9005
MATT BLACK RAL 9005

F BO
BIANCO OPACO RAL 9016
OPAQUE WHITE RAL 9016

F BL
BIANCO LUCIDO RAL 9010
GLOSSY WHITE RAL 9010



CODICE CODE
AISI 304

810.25.500.300.60
810.25.700.500.60
810.25.800.600.60
810.25.1000.700.60
810.25.1200.900.60

Ø	A	B	C
25	500	300	78
25	700	500	78
25	800	600	78
25	1000	700	78
25	1200	900	78

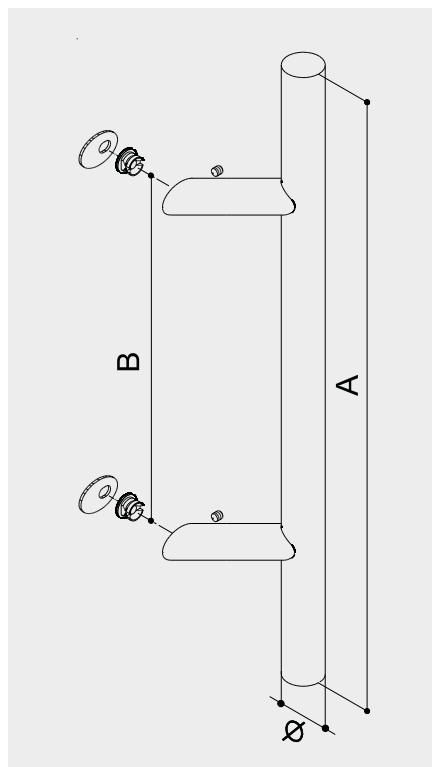
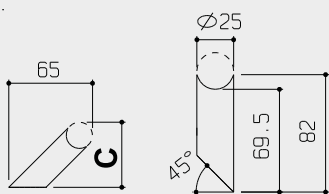
CODICE CODE
AISI 316

810.25.500.300.62
810.25.700.500.62
810.25.1200.900.62

Ø	A	B	C
25	500	300	78
25	700	500	78
25	1200	900	78



SUPPORTI INCLINATI
SLANTED SUPPORTS



MATERIALE MATERIAL
INOX AISI 304 INOX AISI 316

FINITURA FINISH
F60 F62

INOX SATINATO SATIN S. STEEL


ACCESSORI INCLUSI INCLUDED ACCESSORIES



BUSSOLE
BOLDS

GRANI
GRUB SCREWS

GUARNIZIONI
GASKETS



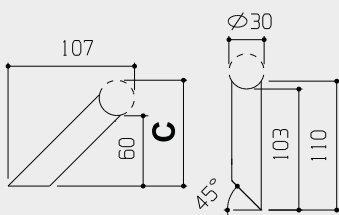
SU MISURA
LUNGHEZZA E INTERASSE
CON 2 O PIÙ SUPPORTI FINO A 3500 mm

CUSTOMIZED
LENGTH AND WHEELBASE
WITH 2 OR MORE SUPPORTS TILL 3500 mm

* Maniglione con 3 supporti * Pull handle with 3 supports

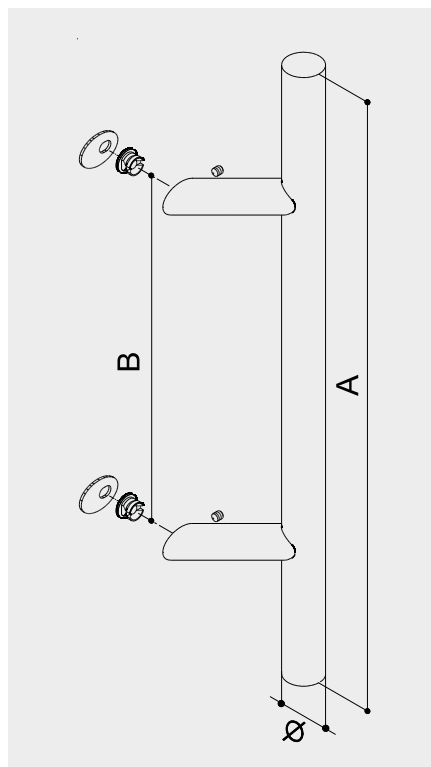


SUPPORTI INCLINATI
SLANTED SUPPORTS



CODICE AISI 304	CODE	Ø	A	B	C
810.30.300.210.60		30	300	210	90
810.30.400.300.60		30	400	300	90
810.30.500.300.60		30	500	300	90
810.30.500.350.60		30	500	350	90
810.30.600.400.60		30	600	400	90
810.30.700.500.60		30	700	500	90
810.30.800.600.60		30	800	600	90
810.30.1000.700.60		30	1000	700	90
810.30.1200.900.60		30	1200	900	90
810.30.1200.1000.60		30	1200	1000	90
810.30.1500.1300.60		30	1500	1300	90
810.30.1600.1300.60		30	1600	1300	90
810.30.1800.1500.60		30	1800	1500	90
810.30.2000.1800.60		30	2000	1800	90
810.30.1600.1300.3S.60*		30	1600	1300	90
810.30.1800.1500.3S.60*		30	1800	1500	90
810.30.2000.1800.3S.60*		30	2000	1800	90

CODICE AISI 316	CODE	Ø	A	B	C
810.30.500.300.62		30	500	300	90
810.30.700.500.62		30	700	500	90
810.30.1200.900.62		30	1200	900	90




MATERIALE MATERIAL	INOX AISI 304	INOX AISI 316
FINITURA FINISH	F60	F62
INOX SATINATO SATIN S. STEEL		

ACCESSORI INCLUSI INCLUDED ACCESSORIES



BUSSOLE BOLDS	GRANI GRUB SCREWS	GUARNIZIONI GASKETS
------------------	----------------------	------------------------



SU MISURA
LUNGHEZZA E INTERASSE
CON 2 O PIÙ SUPPORTI FINO A 3500 mm
CUSTOMIZED
LENGTH AND WHEELBASE
WITH 2 OR MORE SUPPORTS TILL 3500 mm

FINITURE
A RICHIESTA
FINISHES
ON REQUEST

F61
INOX LUCIDO
POLISHED S. STEEL

F NO
NERO OPACO RAL 9005
MATT BLACK RAL 9005

F BO
BIANCO OPACO RAL 9016
OPAQUE WHITE RAL 9016

F BL
BIANCO LUCIDO RAL 9010
GLOSSY WHITE RAL 9010

INCLINATO - SLANTED

MANIGLIONI - PULL HANDLES



CODICE CODE
AISI 304

810.35.700.500.60
810.35.720.550.60
810.35.1000.700.60
810.35.1500.1300.60
810.35.1800.1500.60

Ø	A	B	C
35	700	500	90
35	720	550	90
35	1000	700	90
35	1500	1300	90
35	1800	1500	90

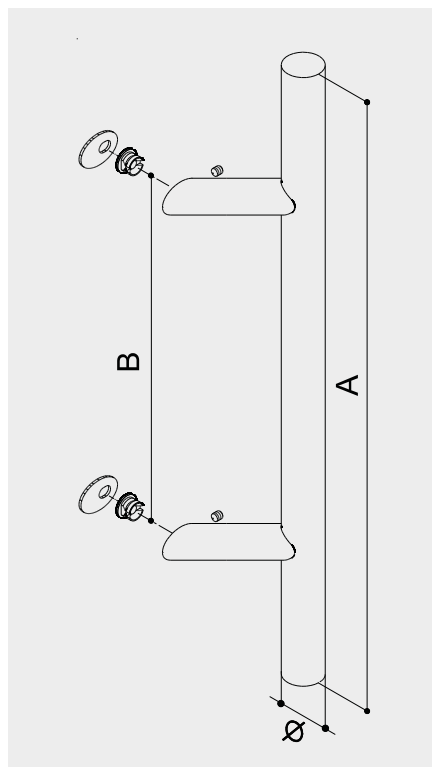
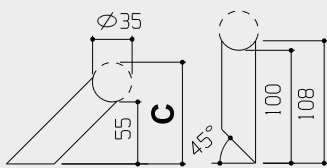
CODICE CODE
AISI 316

810.35.700.500.62
810.35.1000.700.62
810.35.1500.1300.62
810.35.1800.1500.62

Ø	A	B	C
35	700	500	90
35	1000	700	90
35	1500	1300	90
35	1800	1500	90



SUPPORTI INCLINATI
SLANTED SUPPORTS



MATERIALE MATERIAL
INOX AISI 304 INOX AISI 316

FINITURA FINISH
F60 F62

INOX SATINATO SATIN S. STEEL

ACCESSORI INCLUSI INCLUDED ACCESSORIES



BUSSOLE BOLDS

GRANI GRUB SCREWS

GUARNIZIONI GASKETS



SU MISURA
LUNGHEZZA E INTERASSE
CON 2 O PIÙ SUPPORTI FINO A 3500 mm

CUSTOMIZED
LENGTH AND WHEELBASE
WITH 2 OR MORE SUPPORTS TILL 3500 mm



CODICE CODE
AISI 304

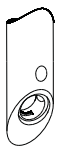
810.40.700.500.60
810.40.1000.700.60
810.40.1500.1300.60
810.40.1800.1500.60

Ø	A	B	C
40	700	500	92
40	1000	700	92
40	1500	1300	92
40	1800	1500	92

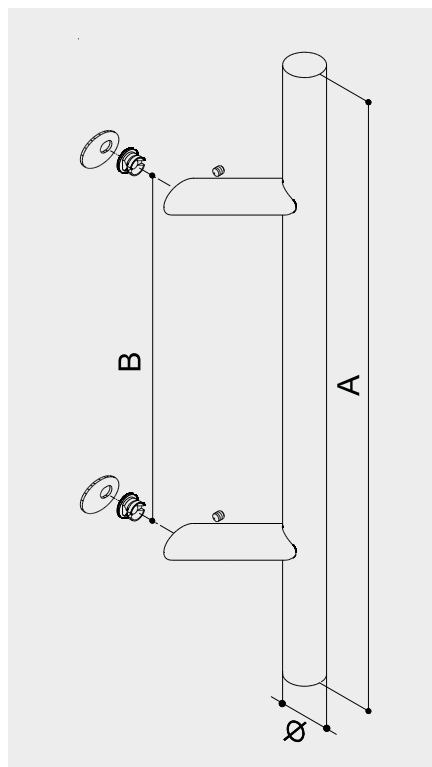
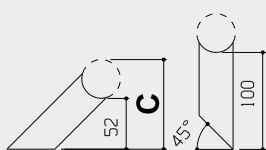
CODICE CODE
AISI 316

810.40.700.500.62
810.40.1000.700.62
810.40.1500.1300.62
810.40.1800.1500.62

Ø	A	B	C
40	700	500	92
40	1000	700	92
40	1500	1300	92
40	1800	1500	92



SUPPORTI INCLINATI
SLANTED SUPPORTS



MATERIALE MATERIAL
INOX AISI 304 INOX AISI 316

FINITURA FINISH
F60 F62

INOX SATINATO SATIN S. STEEL


ACCESSORI INCLUSI INCLUDED ACCESSORIES



BUSSOLE BOLDS

GRANI GRUB SCREWS

GUARNIZIONI GASKETS



SU MISURA
LUNGHEZZA E INTERASSE
CON 2 O PIÙ SUPPORTI FINO A 3500 mm

CUSTOMIZED
LENGTH AND WHEELBASE
WITH 2 OR MORE SUPPORTS TILL 3500 mm

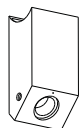
FINITURE
A RICHIESTA
FINISHES
ON REQUEST

F61
INOX LUCIDO
POLISHED S. STEEL

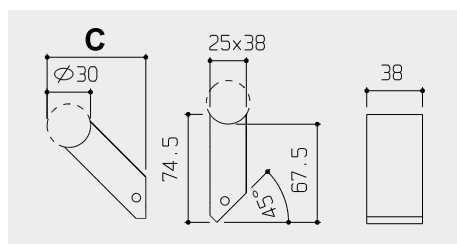
F NO
NERO OPACO RAL 9005
MATT BLACK RAL 9005

F BO
BIANCO OPACO RAL 9016
OPAQUE WHITE RAL 9016

F BL
BIANCO LUCIDO RAL 9010
GLOSSY WHITE RAL 9010



SUPPORTI INCLINATI
SLANTED SUPPORTS

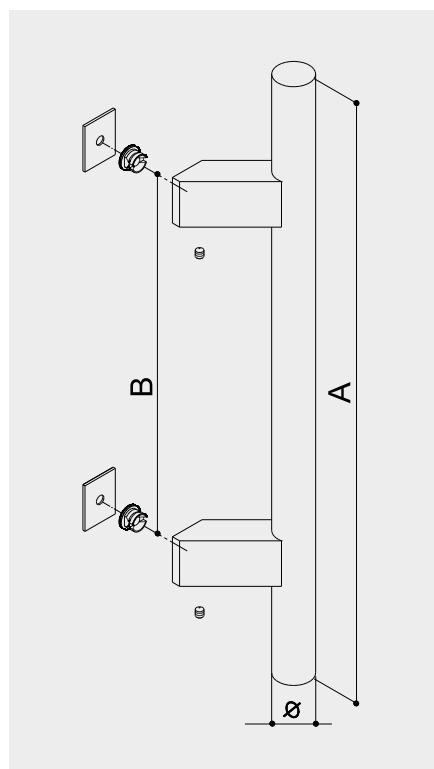


SUPPORTI ESTERNI SUPPORTS ON THE BORDERS

CODICE CODE AISI 304	Ø	A	B	C
860.30.500.460.60	30	500	460	70
860.30.700.660.60	30	700	660	70
860.30.1000.960.60	30	1000	960	70
860.30.1200.1160.60	30	1200	1160	70

SUPPORTI INTERNI STANDARD SUPPORTS

CODICE CODE AISI 304	Ø	A	B	C
860.30.500.300.60	30	500	300	70
860.30.600.400.60	30	600	400	70
860.30.800.600.60	30	800	600	70
860.30.1000.700.60	30	1000	700	70
860.30.1200.900.60	30	1200	900	70



MATERIALE MATERIAL
INOX AISI 304

FINITURA FINISH
F60

INOX SATINATO SATIN S. STEEL

ACCESSORI INCLUSI INCLUDED ACCESSORIES



BUSSOLE BOLDS

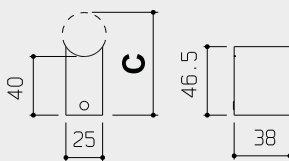
GRANI GRUB SCREWS

GUARNIZIONI GASKETS

SU MISURA
LUNGHEZZA E INTERASSE
CON 2 O PIÙ SUPPORTI FINO A 3500 mm
CUSTOMIZED
LENGTH AND WHEELBASE
WITH 2 OR MORE SUPPORTS TILL 3500 mm



SUPPORTI DIRITTI
STRAIGHT SUPPORTS

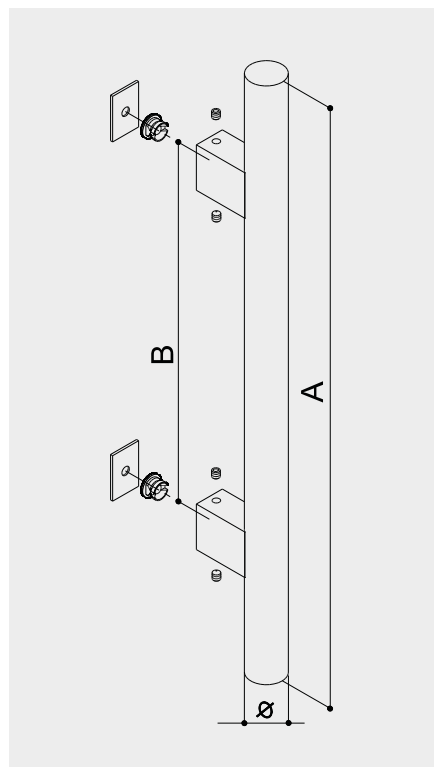


SUPPORTI ESTERNI SUPPORTS ON THE BORDERS

CODICE CODE AISI 304	Ø	A	B	C
870.30.500.460.60	30	500	460	70
870.30.700.660.60	30	700	660	70
870.30.1000.960.60	30	1000	960	70
870.30.1200.1160.60	30	1200	1160	70

SUPPORTI INTERNI STANDARD SUPPORTS

CODICE CODE AISI 304	Ø	A	B	C
870.30.500.300.60	30	500	300	70
870.30.600.400.60	30	600	400	70
870.30.800.600.60	30	800	600	70
870.30.1000.700.60	30	1000	700	70
870.30.1200.900.60	30	1200	900	70



MATERIALE
MATERIAL **INOX AISI 304**

FINITURA
FINISH **F60**

INOX SATINATO SATIN S. STEEL


ACCESSORI INCLUSI INCLUDED ACCESSORIES



BUSSOLE
BOLDS

GRANI
GRUB SCREWS

GUARNIZIONI
GASKETS



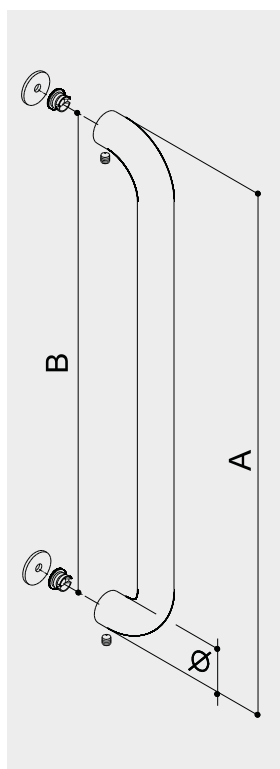
SU MISURA
LUNGHEZZA E INTERASSE
CON 2 O PIÙ SUPPORTI FINO A 3500 mm

CUSTOMIZED
LENGTH AND WHEELBASE
WITH 2 OR MORE SUPPORTS TILL 3500 mm



CODICE CODE AISI 304	Ø	A	B	C
801.20.220.200.60	20	220	200	62
801.20.320.300.60	20	320	300	62

CODICE CODE AISI 304	Ø	A	B	C
801.25.425.400.60	25	425	400	80
801.25.625.600.60	25	625	600	80



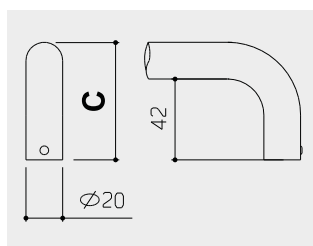
MATERIALE MATERIAL	INOX AISI 304
FINITURA FINISH	F60

INOX SATINATO SATIN S. STEEL

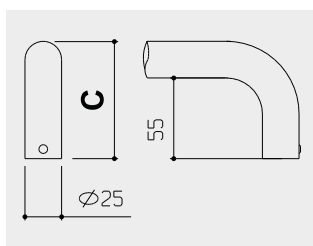
ACCESSORI INCLUSI INCLUDED ACCESSORIES



BUSSOLE BOLDS	GRANI GRUB SCREWS	GUARNIZIONI GASKETS
------------------	----------------------	------------------------



801.20



801.25

SU MISURA
LUNGHEZZA E INTERASSE
CON 2 O PIÙ SUPPORTI FINO A 3500 mm
CUSTOMIZED
LENGTH AND WHEELBASE
WITH 2 OR MORE SUPPORTS TILL 3500 mm

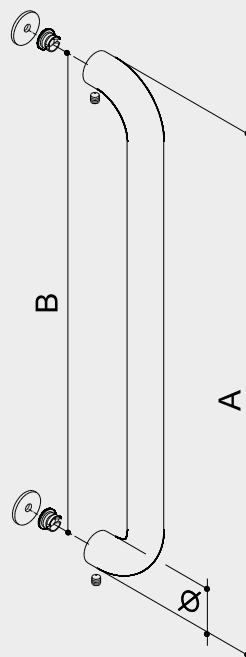


CODICE CODE
AISI 304

801.30.430.400.60

801.30.630.600.60

Ø	A	B	C
30	430	400	80
30	630	600	80



MATERIALE MATERIAL
INOX AISI 304

FINITURA FINISH
F60

INOX SATINATO SATIN S. STEEL

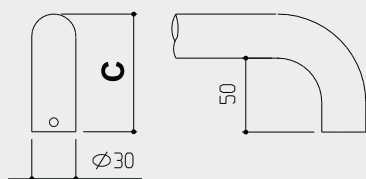
ACCESSORI INCLUSI INCLUDED ACCESSORIES



BUSSOLE BOLDS

GRANI GRUB SCREWS

GUARNIZIONI GASKETS



SU MISURA
LUNGHEZZA E INTERASSE
CON 2 O PIÙ SUPPORTI FINO A 3500 mm
CUSTOMIZED
LENGTH AND WHEELBASE
WITH 2 OR MORE SUPPORTS TILL 3500 mm

FINITURE
A RICHIESTA
FINISHES
ON REQUEST

F61
INOX LUCIDO
POLISHED S. STEEL

F NO
NERO OPACO RAL 9005
MATT BLACK RAL 9005

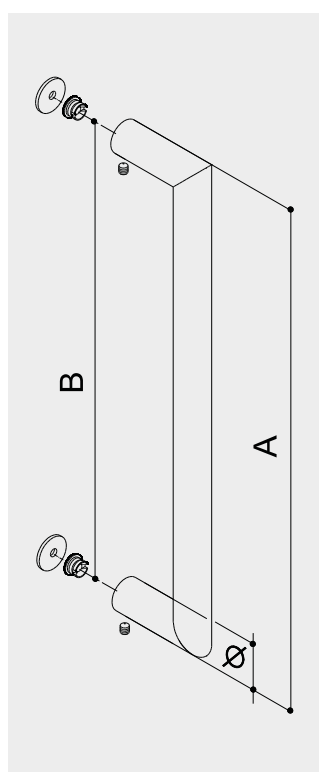
F BO
BIANCO OPACO RAL 9016
OPAQUE WHITE RAL 9016

F BL
BIANCO LUCIDO RAL 9010
GLOSSY WHITE RAL 9010



CODICE CODE AISI 304	Ø	A	B	C
802.20.220.200.60	20	220	200	60

CODICE CODE AISI 304	Ø	A	B	C
802.25.225.200.60	25	225	200	65
802.25.325.300.60	25	325	300	65
802.25.625.600.60	25	625	600	65
802.25.925.900.60	25	925	900	65
802.25.1225.1200.60	25	1225	1200	65



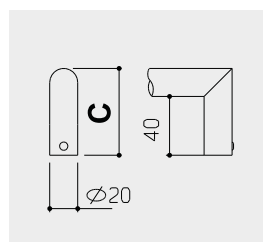
MATERIALE MATERIAL **INOX AISI 304**
FINITURA FINISH **F60**

INOX SATINATO SATIN S. STEEL

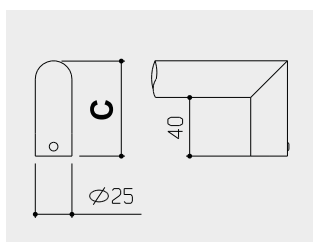
ACCESSORI INCLUSI INCLUDED ACCESSORIES



BUSSOLE BOLDS GRANI GRUB SCREWS GUARNIZIONI GASKETS



802.20



802.25



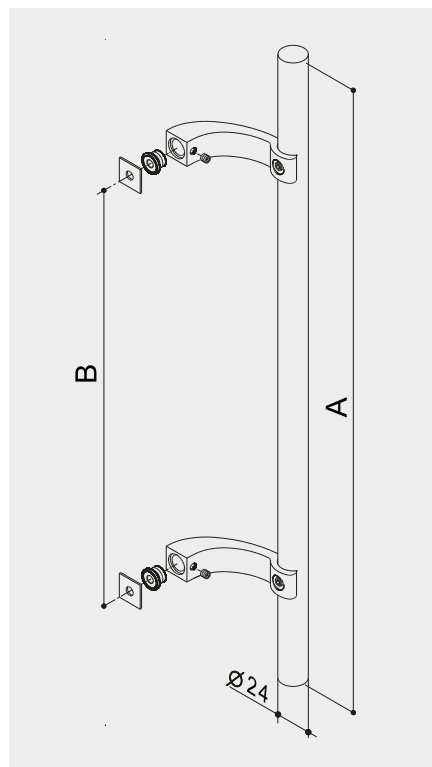
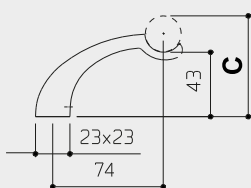
CODICE CODE
AISI 304

890.25.500.300.60
890.25.700.500.60
890.25.800.600.60
890.25.1000.700.60
890.25.1200.900.60

Ø	A	B	C
25	500	300	67
25	700	500	67
25	800	600	67
25	1000	700	67
25	1200	900	67



SUPPORTI INCLINATI
SLANTED SUPPORTS



MATERIALE
MATERIAL

INOX
AISI
304

FINITURA
FINISH

F60

INOX SATINATO SATIN S. STEEL


ACCESSORI INCLUSI INCLUDED ACCESSORIES



BUSSOLE
BOLDS

GRANI
GRUB SCREWS

GUARNIZIONI
GASKETS



SU MISURA

LUNGHEZZA E INTERASSE
CON 2 O PIÙ SUPPORTI FINO A 3500 mm

CUSTOMIZED

LENGTH AND WHEELBASE
WITH 2 OR MORE SUPPORTS TILL 3500 mm

FINITURE
A RICHIESTA
FINISHES
ON REQUEST

F61
INOX LUCIDO
POLISHED S. STEEL

F NO
NERO OPACO RAL 9005
MATT BLACK RAL 9005

F BO
BIANCO OPACO RAL 9016
OPAQUE WHITE RAL 9016

F BL
BIANCO LUCIDO RAL 9010
GLOSSY WHITE RAL 9010



INOX PROJECT

MANIGLIONI

PULL HANDLES



Linea

SQUARE



COPPIA PAIR

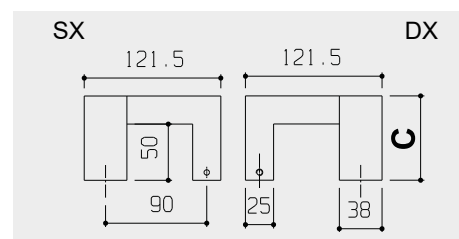
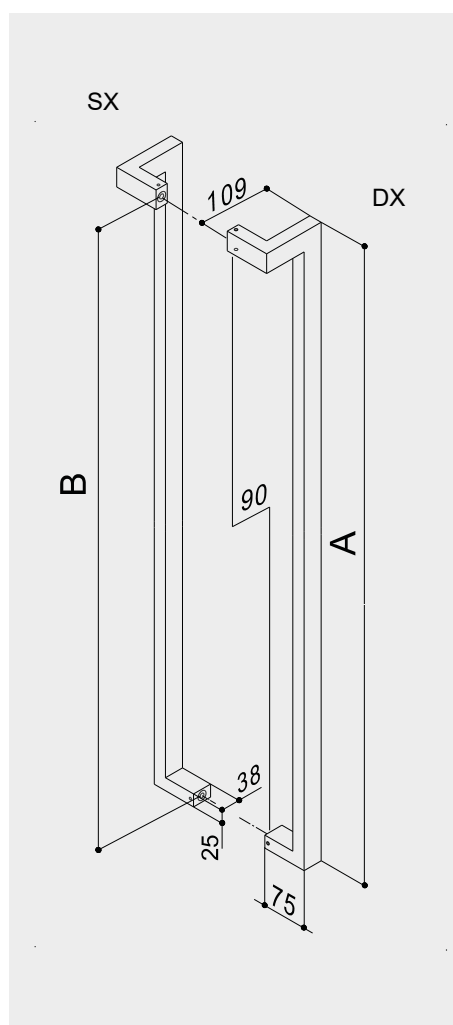
CODICE CODE AISI 304	□	A	B	C
842Q.3825.1230.1200.60	25x38	1230	1200	85

SINGOLO DESTRO SINGLE RIGHT

CODICE CODE AISI 304	□	A	B	C
842Q.3825.1230.1200D.60	25x38	1230	1200	85

SINGOLO SINISTRO SINGLE LEFT

CODICE CODE AISI 304	□	A	B	C
842Q.3825.1230.1200S.60	25x38	1230	1200	85



MATERIALE MATERIAL **INOX AISI 304**

FINITURA FINISH **F60**

INOX SATINATO SATIN S. STEEL

ACCESSORI INCLUSI INCLUDED ACCESSORIES



BUSSOLE BOLDS

GRANI GRUB SCREWS

GUARNIZIONI GASKETS



CODICE CODE
AISI 304

838Q.25.375.350.60



A

B

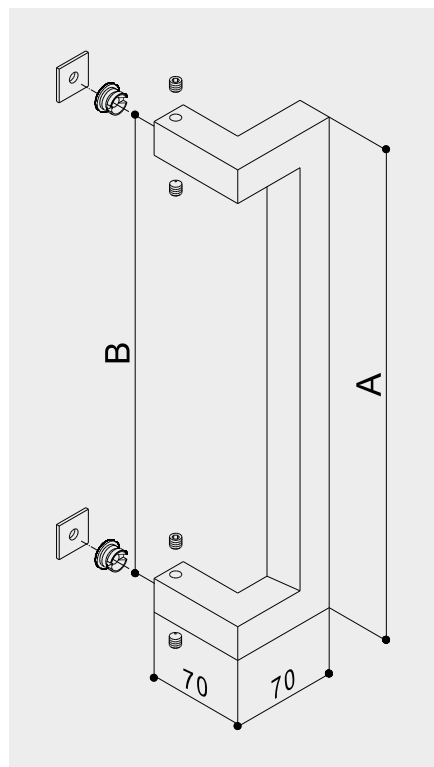
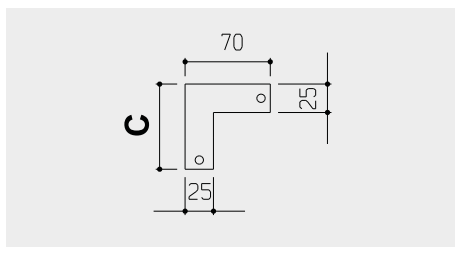
C

25x25

375

350

70



MATERIALE
MATERIAL

INOX
AISI
304

FINITURA
FINISH

F60

INOX SATINATO SATIN S. STEEL

ACCESSORI INCLUSI INCLUDED ACCESSORIES



BUSSOLE
BOLDS

GRANI
GRUB SCREWS

GUARNIZIONI
GASKETS

FINITURE
A RICHIESTA
FINISHES
ON REQUEST

F NO
NERO OPACO RAL 9005
MATT BLACK RAL 9005

F BO
BIANCO OPACO RAL 9016
OPAQUE WHITE RAL 9016

F BL
BIANCO LUCIDO RAL 9010
GLOSSY WHITE RAL 9010



CODICE CODE
AISI 304

821.25.500.350.60



A

B

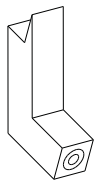
C

25x25

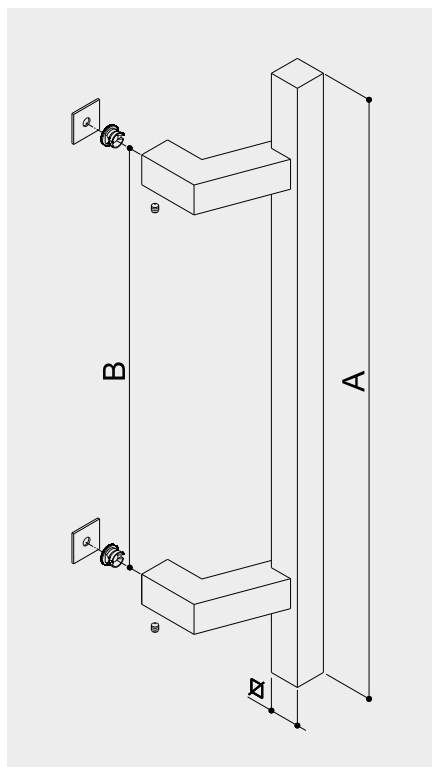
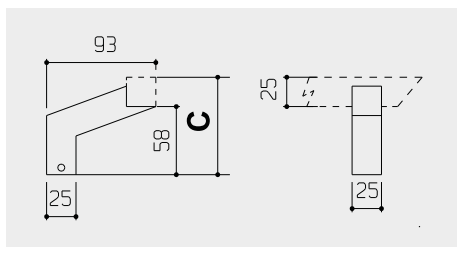
500

350

83



SUPPORTI INCLINATI
SLANTED SUPPORTS



MATERIALE
MATERIAL

INOX
AISI
304

FINITURA
FINISH

F60

INOX SATINATO SATIN S. STEEL

ACCESSORI INCLUSI INCLUDED ACCESSORIES



BUSSOLE
BOLDS

GRANI
GRUB SCREWS

GUARNIZIONI
GASKETS



CODICE CODE
AISI 304

831.20.500.300.60
831.20.800.600.60
831.20.1200.1000.60



A

B

C

20x20

500

300

60

20x20

800

600

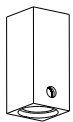
60

20x20

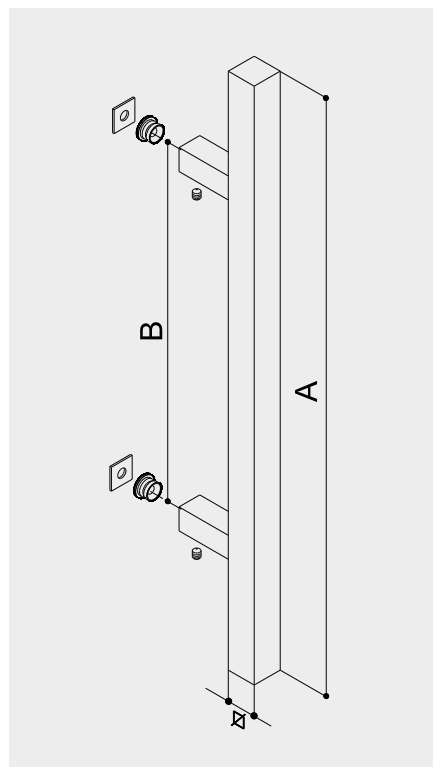
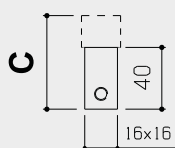
1200

1000

60



SUPPORTI DIRITTI
STRAIGHT SUPPORTS



MATERIALE
MATERIAL

INOX
AISI
304

FINITURA
FINISH

F60

INOX SATINATO SATIN S. STEEL


ACCESSORI INCLUSI INCLUDED ACCESSORIES



BUSSOLE M6
BOLDS M6

GRANI
GRUB SCREWS

GUARNIZIONI
GASKETS



SU MISURA

LUNGHEZZA E INTERASSE
CON 2 O PIÙ SUPPORTI FINO A 3500 mm

CUSTOMIZED

LENGTH AND WHEELBASE
WITH 2 OR MORE SUPPORTS TILL 3500 mm

FINITURE
A RICHIESTA
FINISHES
ON REQUEST

F61
INOX LUCIDO
POLISHED S. STEEL

F NO
NERO OPACO RAL 9005
MATT BLACK RAL 9005

F BO
BIANCO OPACO RAL 9016
OPAQUE WHITE RAL 9016

F BL
BIANCO LUCIDO RAL 9010
GLOSSY WHITE RAL 9010



CODICE CODE
AISI 304

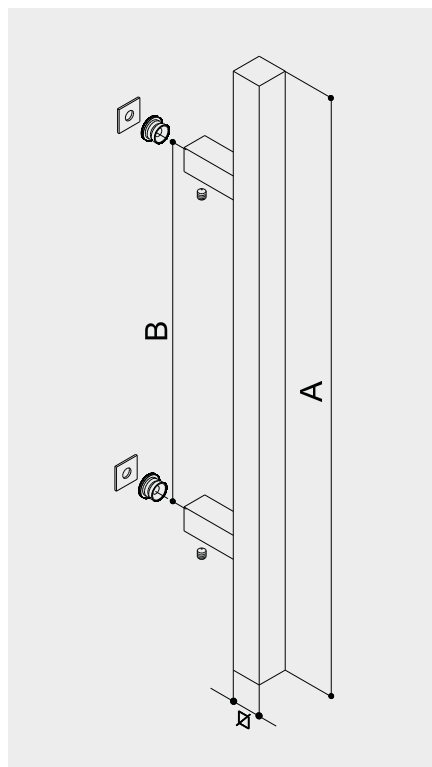
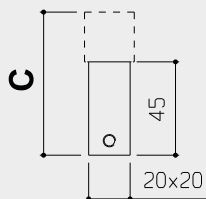
	□	A	B	C
831.25.400.210.60	25x25	400	210	70
831.25.500.300.60	25x25	500	300	70
831.25.600.400.60	25x25	600	400	70
831.25.700.500.60	25x25	700	500	70
831.25.800.600.60	25x25	800	600	70
831.25.1000.700.60	25x25	1000	700	70
831.25.1000.800.60	25x25	1000	800	70
831.25.1200.1000.60	25x25	1200	1000	70
831.25.1500.1300.60	25x25	1500	1300	70

CODICE CODE
AISI 316

	□	A	B	C
831.25.500.300.62	25x25	500	300	70
831.25.700.500.62	25x25	700	500	70
831.25.1000.800.62	25x25	1000	800	70
831.25.1200.1000.62	25x25	1200	1000	70
831.25.1500.1300.62	25x25	1500	1300	70



SUPPORTI DIRITTI
STRAIGHT SUPPORTS



MATERIALE
MATERIAL **INOX AISI 304** **INOX AISI 316**

FINITURA
FINISH **F60** **F62**

INOX SATINATO **SATIN S. STEEL**

ACCESSORI INCLUSI **INCLUDED ACCESSORIES**



BUSSOLE
BOLDS

GRANI
GRUB SCREWS

GUARNIZIONI
GASKETS

SU MISURA
LUNGHEZZA E INTERASSE
CON 2 O PIÙ SUPPORTI FINO A 3500 mm
CUSTOMIZED
LENGTH AND WHEELBASE
WITH 2 OR MORE SUPPORTS TILL 3500 mm

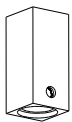


CODICE CODE
AISI 304

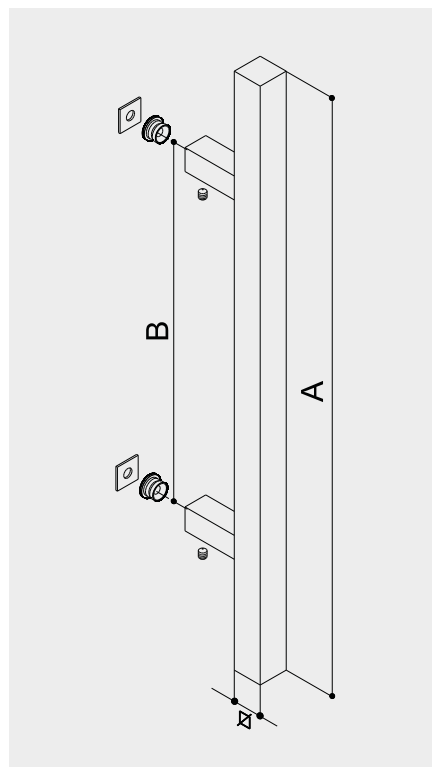
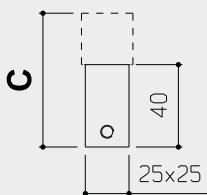
	∅	A	B	C
831.30.400.300.60	30x30	400	300	70
831.30.800.600.60	30x30	800	600	70
831.30.1000.700.60	30x30	1000	700	70
831.30.1500.1300.60	30x30	1500	1300	70

CODICE CODE
AISI 316

	∅	A	B	C
831.30.400.300.62	30x30	400	300	70
831.30.800.600.62	30x30	800	600	70
831.30.1000.700.62	30x30	1000	700	70
831.30.1500.1300.62	30x30	1500	1300	70



SUPPORTI DIRITTI
STRAIGHT SUPPORTS



MATERIALE
MATERIAL

INOX
AISI
304

INOX
AISI
316

FINITURA
FINISH

F60

F62

INOX SATINATO SATIN S. STEEL


ACCESSORI INCLUSI INCLUDED ACCESSORIES



BUSSOLE
BOLDS

GRANI
GRUB SCREWS

GUARNIZIONI
GASKETS



SU MISURA

LUNGHEZZA E INTERASSE
CON 2 O PIÙ SUPPORTI FINO A 3500 mm

CUSTOMIZED

LENGTH AND WHEELBASE
WITH 2 OR MORE SUPPORTS TILL 3500 mm

FINITURE
A RICHIESTA
FINISHES
ON REQUEST

F61
INOX LUCIDO
POLISHED S. STEEL

F NO
NERO OPACO RAL 9005
MATT BLACK RAL 9005

F BO
BIANCO OPACO RAL 9016
OPAQUE WHITE RAL 9016

F BL
BIANCO LUCIDO RAL 9010
GLOSSY WHITE RAL 9010

INCLINATO - SLANTED

MANIGLIONI - PULL HANDLES



CODICE CODE
AISI 304

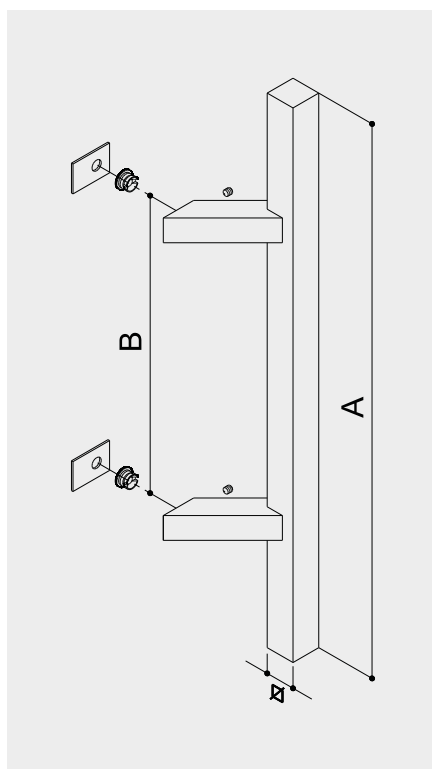
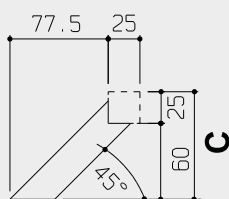
	∅	A	B	C
831Z.25.400.210.60	25x25	400	210	85
831Z.25.500.300.60	25x25	500	300	85
831Z.25.600.400.60	25x25	600	400	85
831Z.25.700.500.60	25x25	700	500	85
831Z.25.800.600.60	25x25	800	600	85
831Z.25.1000.700.60	25x25	1000	700	85
831Z.25.1000.800.60	25x25	1000	800	85
831Z.25.1200.1000.60	25x25	1200	1000	85
831Z.25.1500.1300.60	25x25	1500	1300	85

CODICE CODE
AISI 316

	∅	A	B	C
831Z.25.500.300.62	25x25	500	300	85
831Z.25.700.500.62	25x25	700	500	85
831Z.25.1000.800.62	25x25	1000	800	85
831Z.25.1200.1000.62	25x25	1200	1000	85
831Z.25.1500.1300.62	25x25	1500	1300	85



SUPPORTI INCLINATI
SLANTED SUPPORTS



MATERIALE **INOX AISI 304** **INOX AISI 316**
MATERIAL

FINITURA **F60** **F62**
FINISH

INOX SATINATO SATIN S. STEEL

ACCESSORI INCLUSI INCLUDED ACCESSORIES



BUSSOLE
BOLDS

GRANI
GRUB SCREWS

GUARNIZIONI
GASKETS

SU MISURA
LUNGHEZZA E INTERASSE
CON 2 O PIÙ SUPPORTI FINO A 3500 mm
CUSTOMIZED
LENGTH AND WHEELBASE
WITH 2 OR MORE SUPPORTS TILL 3500 mm

FINITURE
A RICHIESTA
FINISHES
ON REQUEST

F61
INOX LUCIDO
POLISHED S. STEEL

F NO
NERO OPACO RAL 9005
MATT BLACK RAL 9005

F BO
BIANCO OPACO RAL 9016
OPAQUE WHITE RAL 9016

F BL
BIANCO LUCIDO RAL 9010
GLOSSY WHITE RAL 9010



CODICE CODE
AISI 304

831Z.30.400.300.60
831Z.30.800.600.60
831Z.30.1000.700.60
831Z.30.1500.1300.60



A

B

C

30x30 400 300 90
30x30 800 600 90
30x30 1000 700 90
30x30 1500 1300 90

CODICE CODE
AISI 316

831Z.30.400.300.62
831Z.30.800.600.62
831Z.30.1000.700.62
831Z.30.1500.1300.62

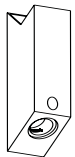


A

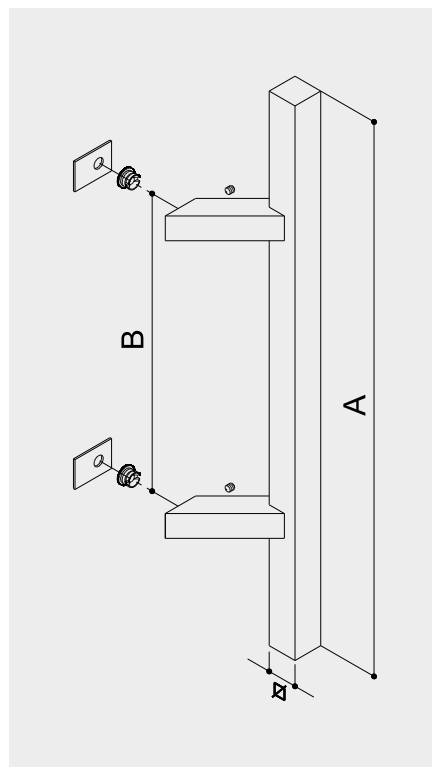
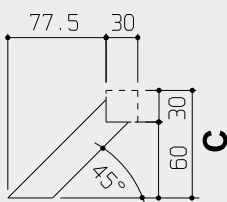
B

C

30x30 400 300 90
30x30 800 600 90
30x30 1000 700 90
30x30 1500 1300 90



SUPPORTI INCLINATI
SLANTED SUPPORTS



MATERIALE
MATERIAL

INOX
AISI
304

INOX
AISI
316

FINITURA
FINISH

F60

F62

INOX SATINATO SATIN S. STEEL

ACCESSORI INCLUSI INCLUDED ACCESSORIES



BUSSOLE
BOLDS



GRANI
GRUB SCREWS



GUARNIZIONI
GASKETS



SU MISURA

LUNGHEZZA E INTERASSE
CON 2 O PIÙ SUPPORTI FINO A 3500 mm

CUSTOMIZED

LENGTH AND WHEELBASE
WITH 2 OR MORE SUPPORTS TILL 3500 mm

FINITURE
A RICHIESTA
FINISHES
ON REQUEST

F61
INOX LUCIDO
POLISHED S. STEEL

F NO
NERO OPACO RAL 9005
MATT BLACK RAL 9005

F BO
BIANCO OPACO RAL 9016
OPAQUE WHITE RAL 9016

F BL
BIANCO LUCIDO RAL 9010
GLOSSY WHITE RAL 9010

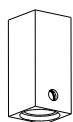


CODICE CODE
AISI 304

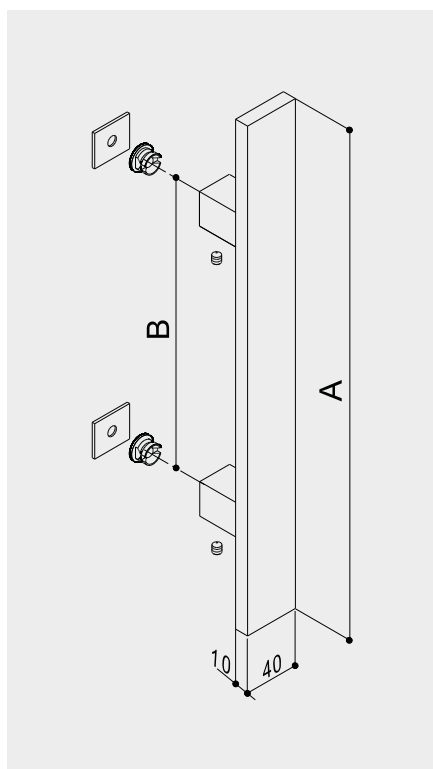
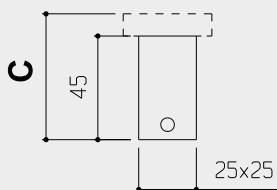
		A	B	C
841S.400.210.60	40x10	400	210	55
841S.500.300.60	40x10	500	300	55
841S.600.400.60	40x10	600	400	55
841S.800.600.60	40x10	800	600	55
841S.1000.800.60	40x10	1000	800	55
841S.1200.900.60	40x10	1200	900	55
841S.1200.1000.60	40x10	1200	1000	55
841S.1500.1300.60	40x10	1500	1300	55

CODICE CODE
AISI 316

		A	B	C
841S.500.300.62	40x10	500	300	55
841S.800.600.62	40x10	800	600	55



SUPPORTI DIRITTI
STRAIGHT SUPPORTS



MATERIALE MATERIAL
INOX AISI 304 **INOX AISI 316**

FINITURA FINISH
F60 F62

INOX SATINATO SATIN S. STEEL


ACCESSORI INCLUSI INCLUDED ACCESSORIES



BUSSOLE BOLDS

GRANI GRUB SCREWS

GUARNIZIONI GASKETS



SU MISURA
LUNGHEZZA E INTERASSE
CON 2 O PIÙ SUPPORTI FINO A 3500 mm

CUSTOMIZED
LENGTH AND WHEELBASE
WITH 2 OR MORE SUPPORTS TILL 3500 mm

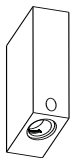
INCLINATO - SLANTED

MANIGLIONI - PULL HANDLES

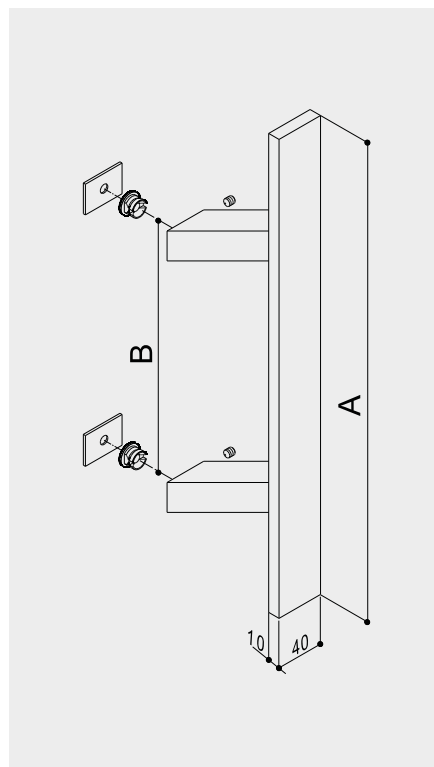
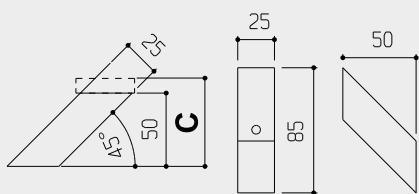


CODICE CODE AISI 304	Ø	A	B	C
841Z.400.210.60	40x10	400	210	60
841Z.500.300.60	40x10	500	300	60
841Z.600.400.60	40x10	600	400	60
841Z.800.600.60	40x10	800	600	60
841Z.1000.800.60	40x10	1000	800	60
841Z.1200.900.60	40x10	1200	900	60
841Z.1200.1000.60	40x10	1200	1000	60
841Z.1500.1300.60	40x10	1500	1300	60

CODICE CODE AISI 316	Ø	A	B	C
841Z.500.300.62	40x10	500	300	60
841Z.800.600.62	40x10	800	600	60



SUPPORTI INCLINATI
SLANTED SUPPORTS



MATERIALE MATERIAL
INOX AISI 304 **INOX AISI 316**

FINITURA FINISH
F60 F62

INOX SATINATO SATIN S. STEEL


ACCESSORI INCLUSI INCLUDED ACCESSORIES



BUSSOLE BOLDS

GRANI GRUB SCREWS

GUARNIZIONI GASKETS



SU MISURA
LUNGHEZZA E INTERASSE
CON 2 O PIÙ SUPPORTI FINO A 3500 mm

CUSTOMIZED
LENGTH AND WHEELBASE
WITH 2 OR MORE SUPPORTS TILL 3500 mm

FINITURE
A RICHIESTA
FINISHES
ON REQUEST

F61
INOX LUCIDO
POLISHED S. STEEL

F NO
NERO OPACO RAL 9005
MATT BLACK RAL 9005

F BO
BIANCO OPACO RAL 9016
OPAQUE WHITE RAL 9016

F BL
BIANCO LUCIDO RAL 9010
GLOSSY WHITE RAL 9010

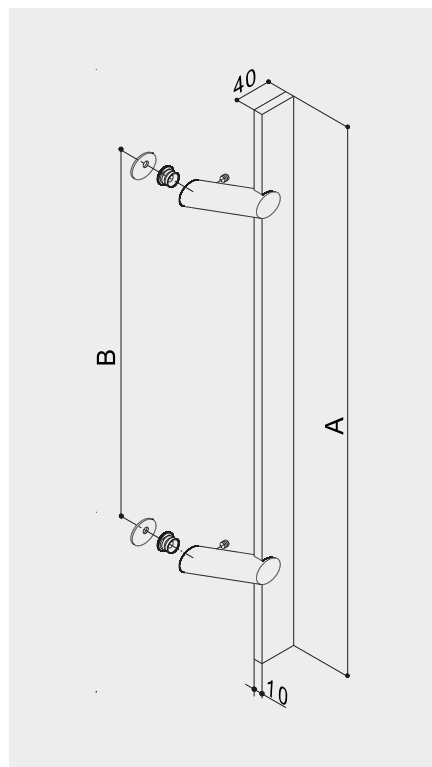
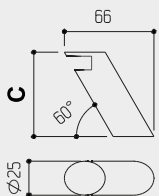


CODICE CODE
AISI 304

	□	A	B	C
841R.400.210.60	40x10	400	210	62
841R.500.300.60	40x10	500	300	62
841R.600.400.60	40x10	600	400	62
841R.800.600.60	40x10	800	600	62
841R.1000.800.60	40x10	1000	800	62
841R.1200.900.60	40x10	1200	900	62
841R.1200.1000.60	40x10	1200	1000	62
841R.1500.1000.60	40x10	1500	1000	62



SUPPORTI INCLINATI
SLANTED SUPPORTS



MATERIALE **INOX**
MATERIAL **AISI 304**

FINITURA **F60**
FINISH

INOX SATINATO SATIN S. STEEL


ACCESSORI INCLUSI INCLUDED ACCESSORIES



BUSSOLE
BOLDS

GRANI
GRUB SCREWS

GUARNIZIONI
GASKETS



SU MISURA
LUNGHEZZA E INTERASSE
CON 2 O PIÙ SUPPORTI FINO A 3500 mm

CUSTOMIZED
LENGTH AND WHEELBASE
WITH 2 OR MORE SUPPORTS TILL 3500 mm



CODICE CODE
AISI 304

841C.500.300.60
841C.600.400.60
841C.800.600.60



A

B

C

40x10

500

300

60

40x10

600

400

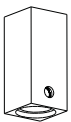
60

40x10

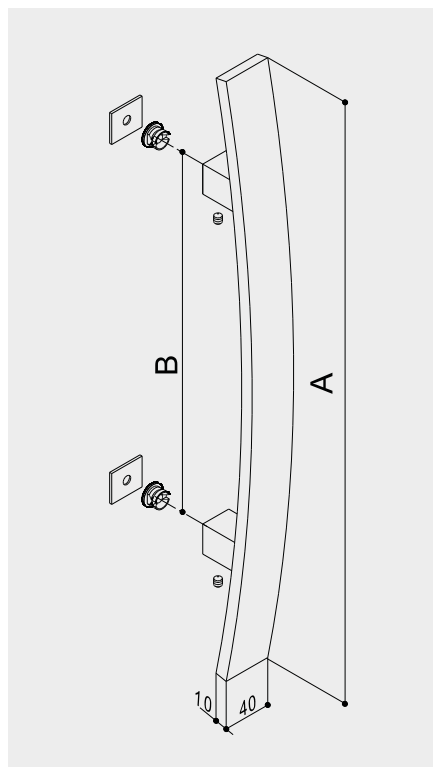
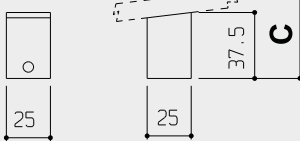
800

600

60



SUPPORTI DIRITTI
STRAIGHT SUPPORTS



MATERIALE
MATERIAL

INOX
AISI
304

FINITURA
FINISH

F60

INOX SATINATO SATIN S. STEEL

ACCESSORI INCLUSI INCLUDED ACCESSORIES



BUSSOLE
BOLDS

GRANI
GRUB SCREWS

GUARNIZIONI
GASKETS

FINITURE
A RICHIESTA
FINISHES
ON REQUEST

F61
INOX LUCIDO
POLISHED S. STEEL

F NO
NERO OPACO RAL 9005
MATT BLACK RAL 9005

F BO
BIANCO OPACO RAL 9016
OPAQUE WHITE RAL 9016

F BL
BIANCO LUCIDO RAL 9010
GLOSSY WHITE RAL 9010



CODICE CODE
AISI 304

846.560.500.60

846.860.800.60

846.1260.1200.60



A

B

C

40x15

560

500

55

40x15

860

800

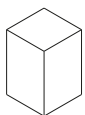
55

40x15

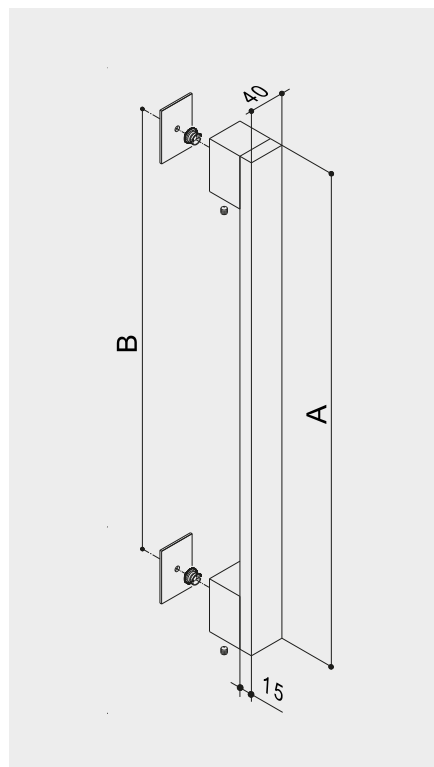
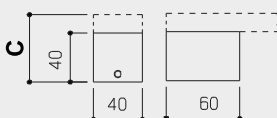
1260

1200

55



SUPPORTI DIRITTI
STRAIGHT SUPPORTS



MATERIALE
MATERIAL

INOX
AISI
304

FINITURA
FINISH

F60

INOX SATINATO SATIN S. STEEL

ACCESSORI INCLUSI INCLUDED ACCESSORIES




BUSSOLE
BOLDS



GRANI
GRUB SCREWS



GUARNIZIONI
GASKETS



SU MISURA

LUNGHEZZA E INTERASSE
CON 2 O PIÙ SUPPORTI FINO A 3500 mm

CUSTOMIZED

LENGTH AND WHEELBASE
WITH 2 OR MORE SUPPORTS TILL 3500 mm



CODICE CODE
AISI 304

803.330.300.60
803.530.500.60
803.630.600.60
803.930.900.60



A

B

C

20x10
20x10
20x10
20x10

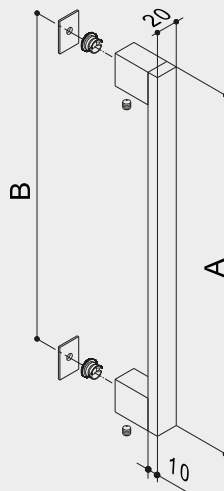
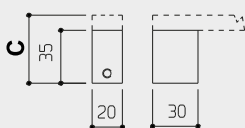
330
530
630
930

300
500
600
900

45
45
45
45



SUPPORTI DIRITTI
STRAIGHT SUPPORTS



MATERIALE
MATERIAL

INOX
AISI
304

FINITURA
FINISH

F60

INOX SATINATO SATIN S. STEEL

ACCESSORI INCLUSI INCLUDED ACCESSORIES



BUSSOLE
BOLDS



GRANI
GRUB SCREWS



GUARNIZIONI
GASKETS

FINITURE
A RICHIESTA
FINISHES
ON REQUEST

F61
INOX LUCIDO
POLISHED S. STEEL

F NO
NERO OPACO RAL 9005
MATT BLACK RAL 9005

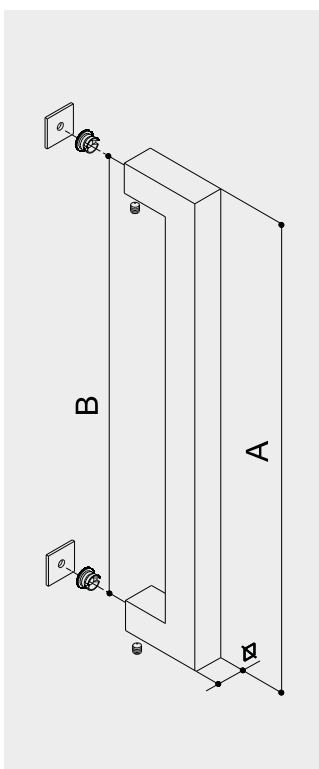
F BO
BIANCO OPACO RAL 9016
OPAQUE WHITE RAL 9016

F BL
BIANCO LUCIDO RAL 9010
GLOSSY WHITE RAL 9010



CODICE CODE AISI 304	∅	A	B	C
802K.20.220.200.60	20x20	220	200	60
802K.20.320.300.60	20x20	320	300	60

CODICE CODE AISI 304	∅	A	B	C
802K.25.225.200.60	25x25	225	200	65
802K.25.325.300.60	25x25	325	300	65
802K.25.625.600.60	25x25	625	600	65
802K.25.925.900.60	25x25	925	900	65
802K.25.1225.1200.60	25x25	1225	1200	65



MATERIALE MATERIAL	INOX AISI 304
FINITURA FINISH	F60

INOX SATINATO SATIN S. STEEL

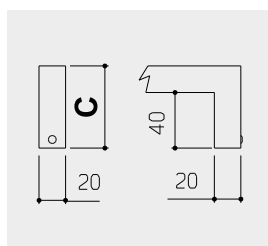
ACCESSORI INCLUSI INCLUDED ACCESSORIES



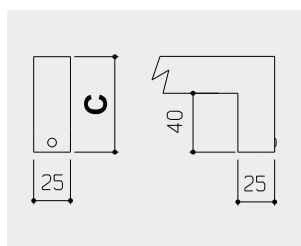
BUSSOLE
BOLDS

GRANI
GRUB SCREWS

GUARNIZIONI
GASKETS



802K.20



802K.25

SU MISURA
LUNGHEZZA E INTERASSE
CON 2 O PIÙ SUPPORTI FINO A 3500 mm
CUSTOMIZED
LENGTH AND WHEELBASE
WITH 2 OR MORE SUPPORTS TILL 3500 mm



MANIGLIONI
PULL HANDLES

Linea

MOBILE
FORNITURE

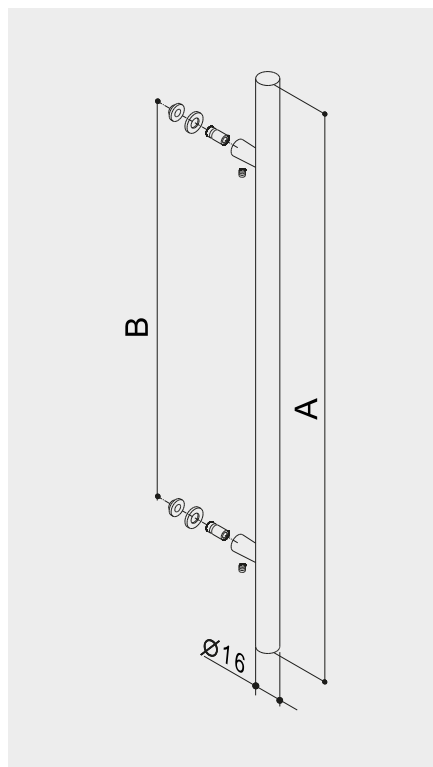
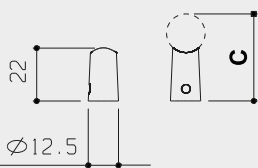
MANIGLIONE PER ANTE MOBILI
PULL HANDLE FOR FURNITURE DOORS



CODICE CODE AISI 304	Ø	A	B	C
805.16.460.320.60	16	460	320	36



SUPPORTI DIRITTI
STRAIGHT SUPPORTS



MATERIALE
MATERIAL **INOX
AISI
304**

FINITURA
FINISH **F60**

INOX SATINATO SATIN S. STEEL

ACCESSORI INCLUSI INCLUDED ACCESSORIES



BUSSOLE M5
BOLDS M5

GRANI
GRUB SCREWS

GUARNIZIONI
GASKETS

MANIGLIONE PORTA SALVIETTE
TOWEL HANGER

CODICE CODE
AISI 304

802K.16.350.334.61



A

B

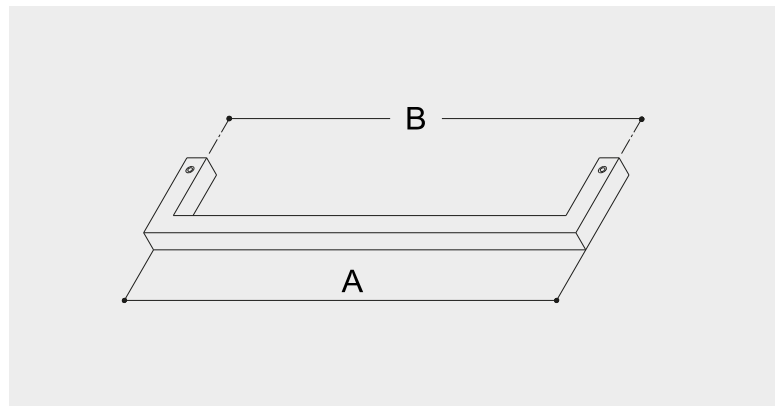
C

16x16

350

334

70



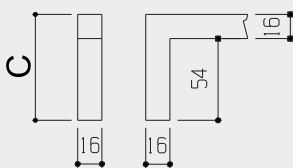
MATERIALE
MATERIAL

INOX
AISI
304

FINITURA
FINISH

F61

INOX LUCIDO POLISHED S. STEEL



ACCESSORI INCLUSI INCLUDED ACCESSORIES



BUSSOLE
BOLDS

GRANI
GRUB SCREWS

GUARNIZIONI
GASKETS



INOX PROJECT

MANIGLIONI
PULL HANDLES



Linea

KEY



CODICE CODE AISI 304	Ø	A	B	C
850.35.1250.1000.60	35	1250	1000	125
850.35.1250.1000.61	35	1250	1000	125
850.35.1250.1000.NO	35	1250	1000	125

MATERIALE
MATERIAL **INOX AISI 304**

FINITURA
FINISH **F60**
INOX SATINATO
SATIN S. STEEL

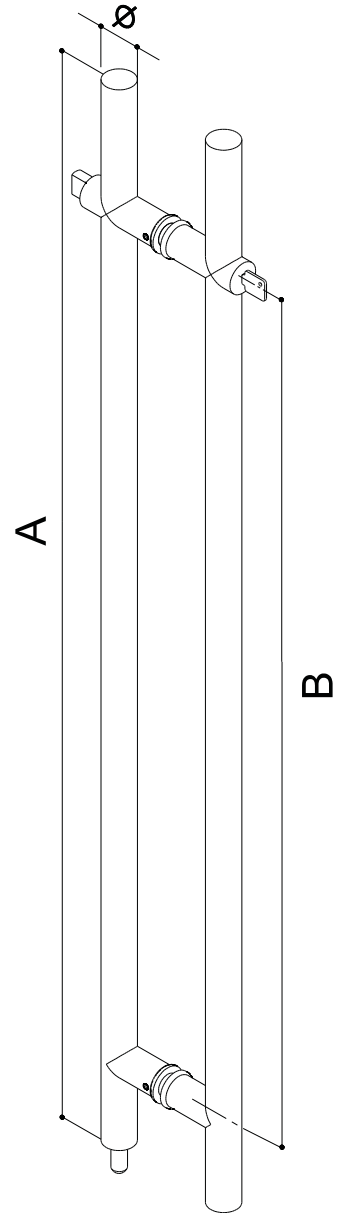
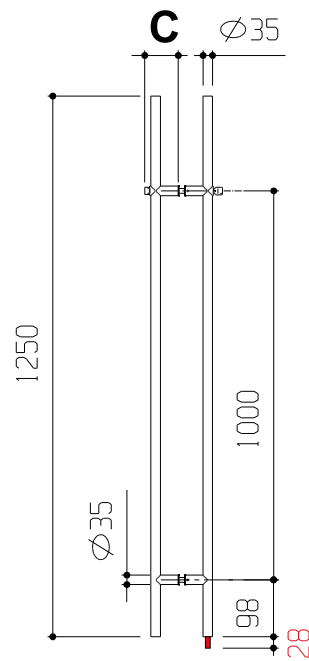
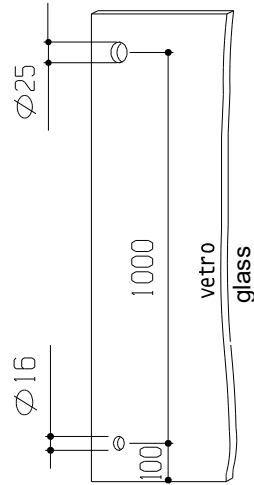
FINITURA
FINISH **F61**
INOX LUCIDO
POLISHED S. STEEL

FINITURA
FINISH **F NO**
NERO OPACO RAL 9005
MATT BLACK RAL 9005

ACCESSORI INCLUSI
INCLUDED ACCESSORIES



POZZETTO A MOLLA - 60x22 mm
FLOOR PIN - 60x22 mm



USCITA PERNO: 28 mm
STEM PROTRUSION: 28 mm

PER PORTE IN VETRO: SPESSORE 8/12 mm
FOR GLASS DOORS: THICKNESS 8/12 mm



CODICE CODE AISI 304	Ø	A	B	C
851.35.1150.1000.60	35	1150	1000	85
851.35.1150.1000.61	35	1150	1000	85
851.35.1150.1000.NO	35	1150	1000	85



MATERIALE MATERIAL **INOX AISI 304**

FINITURA FINISH **F60**
INOX SATINATO SATIN S. STEEL

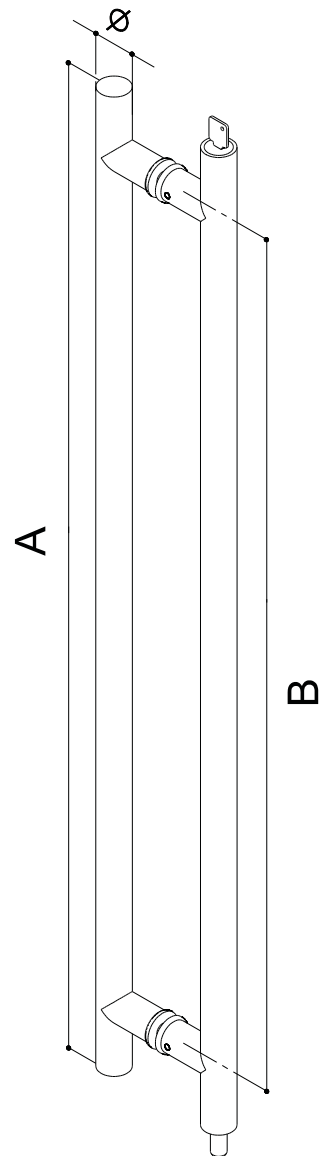
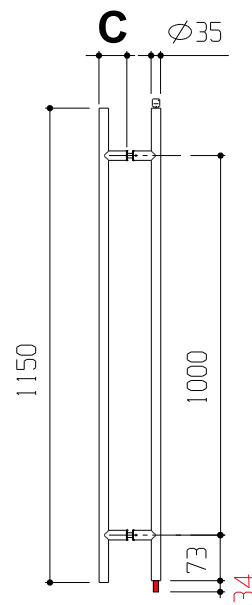
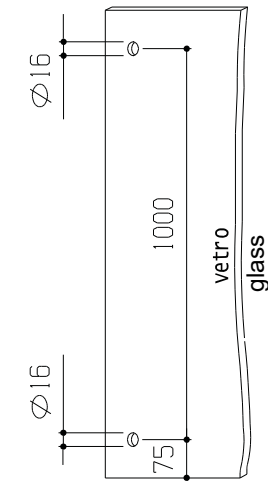

FINITURA FINISH **F61**
INOX LUCIDO POLISHED S. STEEL

FINITURA FINISH **F NO**
NERO OPACO RAL 9005 MATT BLACK RAL 9005

ACCESSORI INCLUSI INCLUDED ACCESSORIES



POZZETTO A MOLLA - 60x22 mm
FLOOR PIN - 60x22 mm

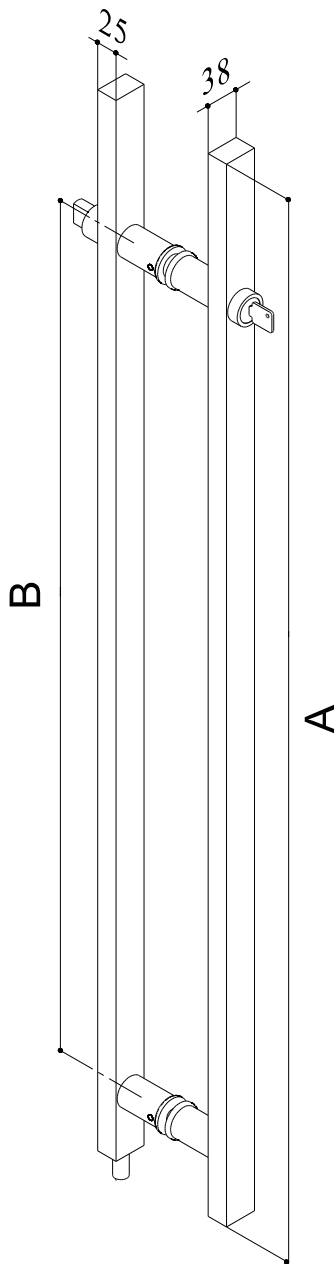


USCITA PERNO: 34 mm
STEM PROTRUSION: 34 mm

PER PORTE IN VETRO: SPESSORE 8/12 mm
FOR GLASS DOORS: THICKNESS 8/12 mm



CODICE CODE AISI 304		A	B	C
852.2538.1250.1000.60	25x38	1250	1000	125



MATERIALE
MATERIAL **INOX
AISI
304**

FINITURA
FINISH **F60**

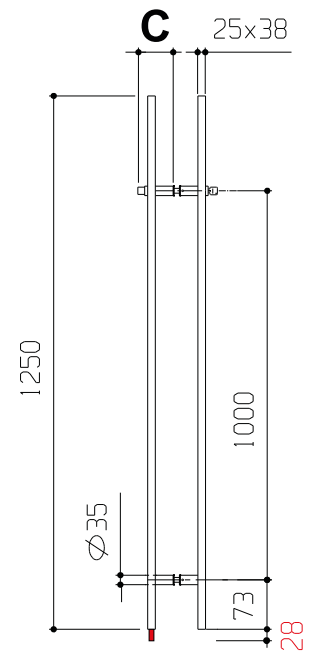
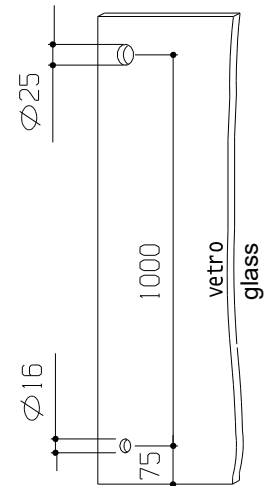
INOX SATINATO
SATIN S. STEEL

ACCESSORI INCLUSI
INCLUDED ACCESSORIES



POZZETTO A MOLLA - 60x22 mm
FLOOR PIN - 60x22 mm

MANIGLIONI - PULL HANDLES



USCITA PERNO: 28 mm
STEM PROTRUSION: 28 mm

PER PORTE IN VETRO: SPESSORE 8/12 mm
FOR GLASS DOORS: THICKNESS 8/12 mm



INO PROJECT

MANIGLIONI

PULL HANDLES



Linea

SPECIAL
OVERSIZE
REDUCED



CODICE CODE
AISI 304

800S.40.XX.XX.60

Ø

A

B

C

40

XX

XX

90

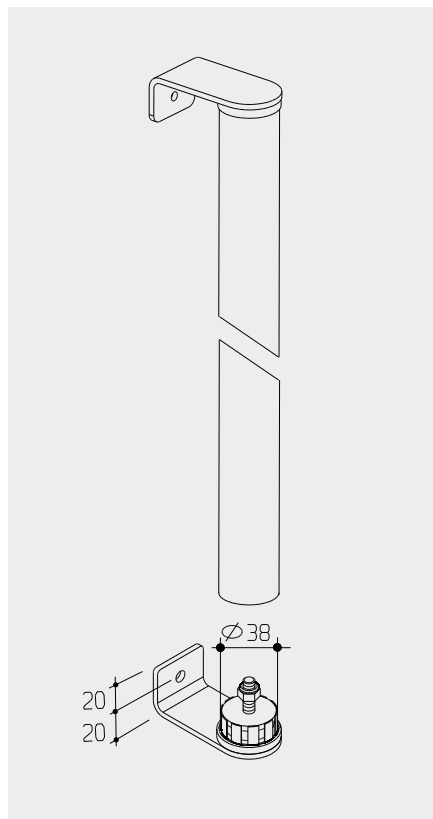
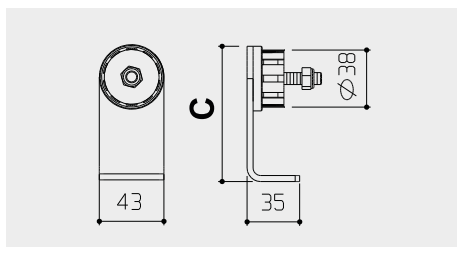


CODICE CODE

8870.40.60.CP

COPPIA SUPPORTI DIRITTI
AD ESPANSIONE

PAIR OF STRAIGHT SUPPORTS
WITH EXPANDING SYSTEM




MATERIALE
MATERIAL

INOX
AISI
304

FINITURA
FINISH

F60

INOX SATINATO SATIN S. STEEL



SU MISURA

LUNGHEZZA E INTERASSE
CON 2 O PIÙ SUPPORTI FINO A 3500 mm

CUSTOMIZED

LENGTH AND WHEELBASE
WITH 2 OR MORE SUPPORTS TILL 3500 mm

INCLINATO - SLANTED

MANIGLIONI - PULL HANDLES



CODICE CODE
AISI 304

810S.40.XX.XX.60

Ø

A

B

C

40

XX

XX

133

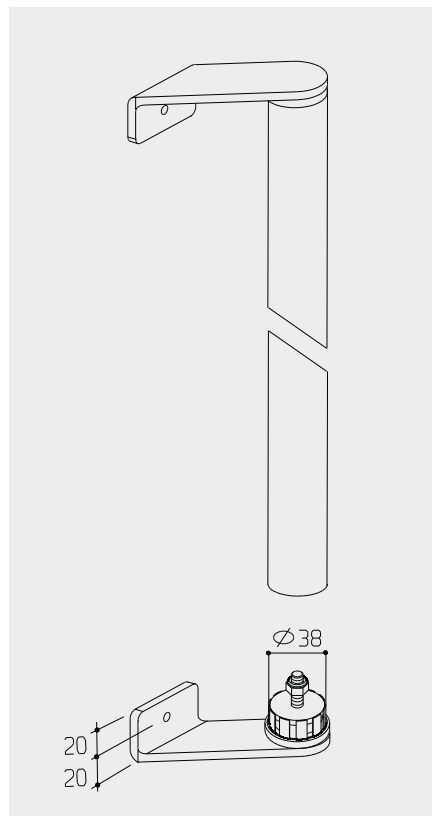
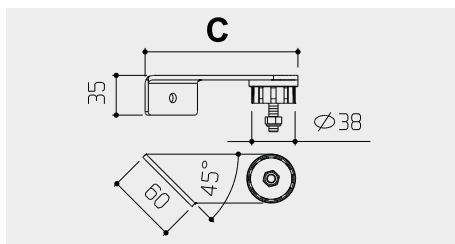


CODICE CODE

8880.40.60.CP

COPPIA SUPPORTI INCLINATI
AD ESPANSIONE

PAIR OF SLANTED SUPPORTS
WITH EXPANDING SYSTEM



MATERIALE
MATERIAL

INOX
AISI
304

FINITURA
FINISH

F60

INOX SATINATO SATIN S. STEEL



SU MISURA

LUNGHEZZA E INTERASSE
CON 2 O PIÙ SUPPORTI FINO A 3500 mm

CUSTOMIZED

LENGTH AND WHEELBASE
WITH 2 OR MORE SUPPORTS TILL 3500 mm

DIRITTO - STRAIGHT

INCLINATO - SLANTED

MANIGLIONI
PULL HANDLES

MATERIAL MATERIAL

**INOX
AISI 304**

FINITURA FINISH

F60

INOX SATINATO SATIN S. STEEL

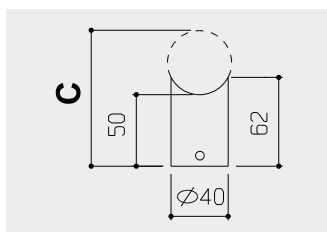
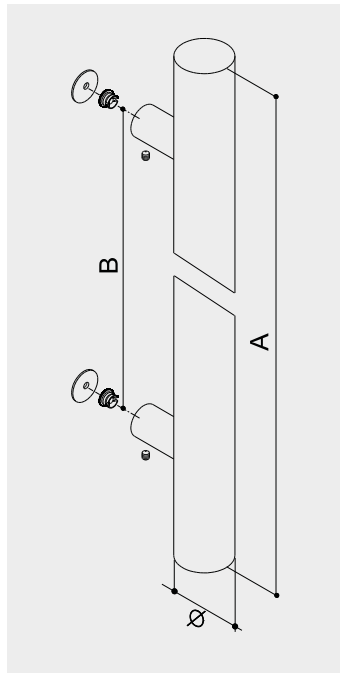
CODICE CODE
AISI 304

800.45.XX.XX.60

Ø	A	B	C
45	XX	XX	95



SUPPORTI DIRITTI
STRAIGHT SUPPORTS



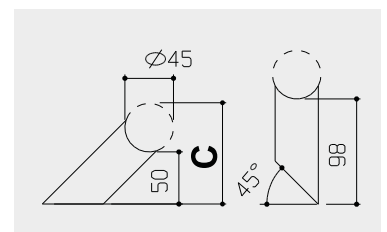
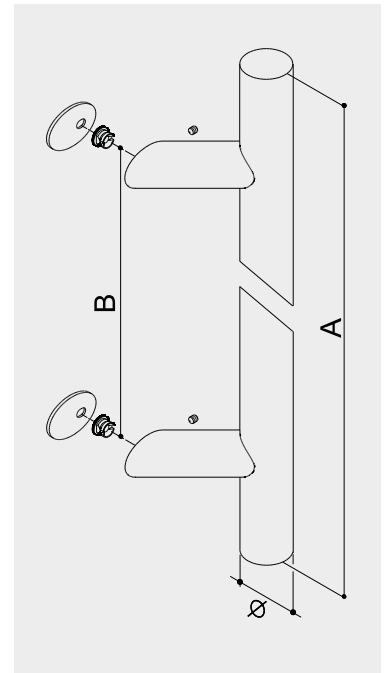
CODICE CODE
AISI 304

810.45.XX.XX.60

Ø	A	B	C
45	XX	XX	95



SUPPORTI INCLINATI
SLANTED SUPPORTS



ACCESSORI INCLUSI INCLUDED ACCESSORIES



BUSSOLE
BOLDS

GRANI
GRUB SCREWS

GUARNIZIONI
GASKETS

SU MISURA

LUNGHEZZA E INTERASSE
CON 2 O PIÙ SUPPORTI FINO A 3500 mm

CUSTOMIZED

LENGTH AND WHEELBASE
WITH 2 OR MORE SUPPORTS TILL 3500 mm

FINITURE e
MATERIALE A
RICHIESTA
FINISHES AND
MATERIAL ON
REQUEST

F62
INOX SATINATO
SATIN S. STEEL

F61
INOX LUCIDO
POLISHED S. STEEL

F NO
NERO OPACO RAL 9005
MATT BLACK RAL 9005


F BO
BIANCO OPACO RAL 9016
OPAQUE WHITE RAL 9016

F BL
BIANCO LUCIDO RAL 9010
GLOSSY WHITE RAL 9010

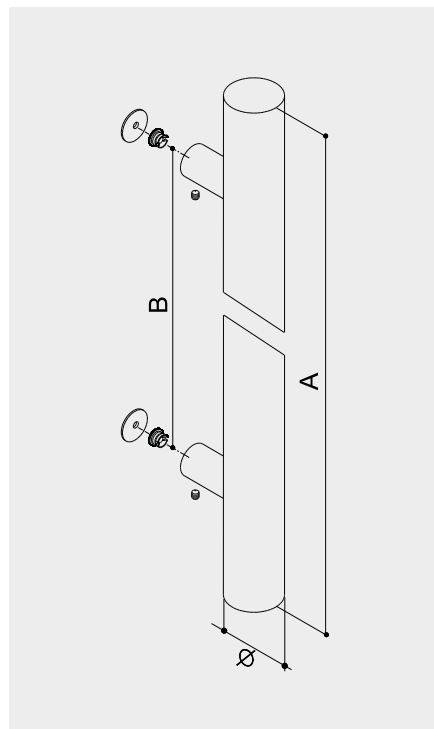
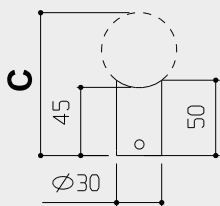


CODICE CODE
AISI 304
800.50.XX.XX.60

Ø	A	B	C
50	XX	XX	95



SUPPORTI DIRITTI
STRAIGHT SUPPORTS



MATERIALE MATERIAL
INOX AISI 304

FINITURA FINISH
F60

INOX SATINATO SATIN S. STEEL


ACCESSORI INCLUSI INCLUDED ACCESSORIES



BUSSOLE
BOLTS

GRANI
GRUB SCREWS

GUARNIZIONI
GASKETS



SU MISURA
LUNGHEZZA E INTERASSE
CON 2 O PIÙ SUPPORTI FINO A 3500 mm

CUSTOMIZED
LENGTH AND WHEELBASE
WITH 2 OR MORE SUPPORTS TILL 3500 mm

DIRITTO - STRAIGHT

INCLINATO - SLANTED

MANIGLIONI
PULL HANDLES

MATERIAL MATERIAL

**INOX
AISI 304**

FINITURA FINISH

F60

INOX SATINATO SATIN S. STEEL

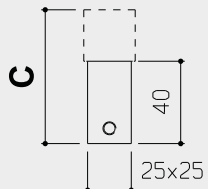
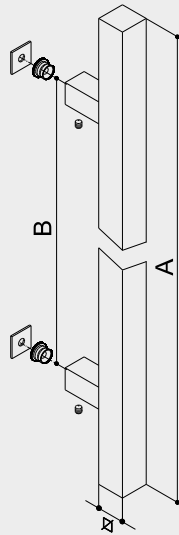
CODICE CODE
AISI 304

831.30.XX.XX.60

□	A	B	C
30x30	XX	XX	70



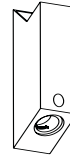
SUPPORTI DIRITTI
STRAIGHT SUPPORTS



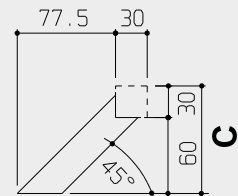
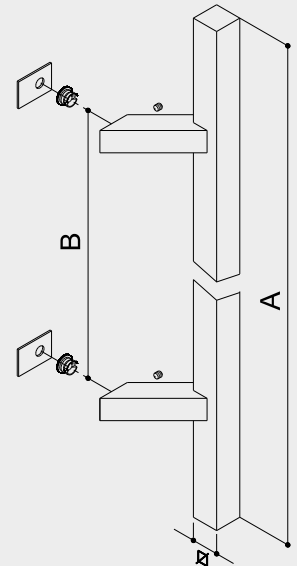
CODICE CODE
AISI 304

831Z.30.XX.XX.60

□	A	B	C
30x30	XX	XX	95



SUPPORTI INCLINATI
SLANTED SUPPORTS



ACCESSORI INCLUSI INCLUDED ACCESSORIES



BUSSOLE
BOLDS



GRANI
GRUB SCREWS



831

GUARNIZIONI
GASKETS



831Z

SU MISURA

LUNGHEZZA E INTERASSE
CON 2 O PIÙ SUPPORTI FINO A 3500 mm

CUSTOMIZED

LENGTH AND WHEELBASE
WITH 2 OR MORE SUPPORTS TILL 3500 mm

FINITURE e
MATERIALE
A RICHIESTA
FINISHES AND
MATERIAL
ON REQUEST

F62
INOX SATINATO
SATIN S. STEEL

F61
INOX LUCIDO
POLISHED S. STEEL

F NO
NERO OPACO RAL 9005
MATT BLACK RAL 9005

F BO
BIANCO OPACO RAL 9016
OPAQUE WHITE RAL 9016

F BL
BIANCO LUCIDO RAL 9010
GLOSSY WHITE RAL 9010

MATERIAL MATERIAL

**INOX
AISI 304**

FINITURA FINISH

F60

INOX SATINATO SATIN S. STEEL

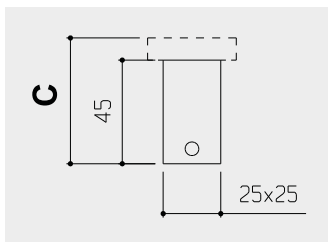
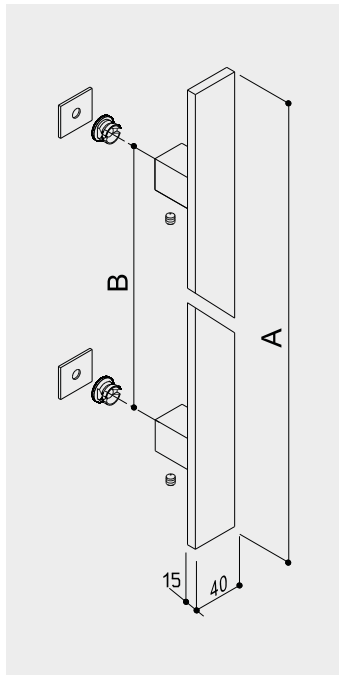
CODICE CODE
AISI 304

841S.4015.XX.XX.60

	A	B	C
40x15	XX	XX	55



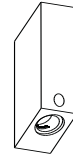
SUPPORTI DIRITTI
STRAIGHT SUPPORTS



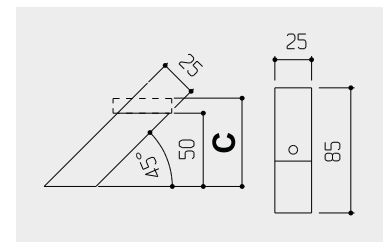
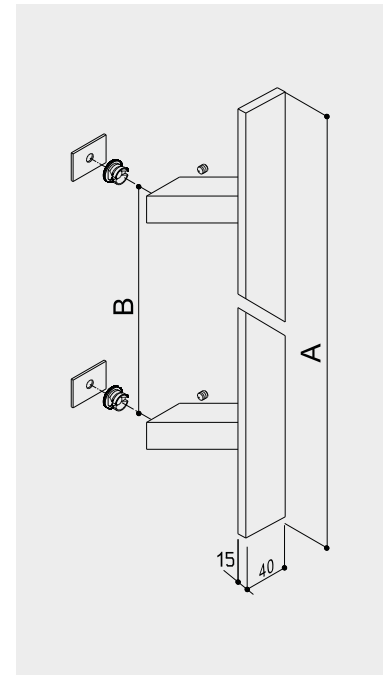
CODICE CODE
AISI 304

841Z.4015.XX.XX.60

	A	B	C
40x15	XX	XX	60



SUPPORTI INCLINATI
SLANTED SUPPORTS



ACCESSORI INCLUSI INCLUDED ACCESSORIES



BUSSOLE
BOLDS



GRANI
GRUB SCREWS



841S



841Z

GUARNIZIONI
GASKETS

SU MISURA

LUNGHEZZA E INTERASSE
CON 2 O PIÙ SUPPORTI FINO A 3500 mm

CUSTOMIZED

LENGTH AND WHEELBASE
WITH 2 OR MORE SUPPORTS TILL 3500 mm

F62

INOX SATINATO
SATIN S. STEEL

**INOX
AISI 316**

F61

INOX LUCIDO
POLISHED S. STEEL

F NO

NERO OPACO RAL 9005
MATT BLACK RAL 9005

F B0

BIANCO OPACO RAL 9016
OPAQUE WHITE RAL 9016

F BL

BIANCO LUCIDO RAL 9010
GLOSSY WHITE RAL 9010

DIRITTO - STRAIGHT

INCLINATO - SLANTED

MANIGLIONI
PULL HANDLES

MATERIAL MATERIAL

INOX
AISI 304

FINITURA FINISH

F60

INOX SATINATO SATIN S. STEEL

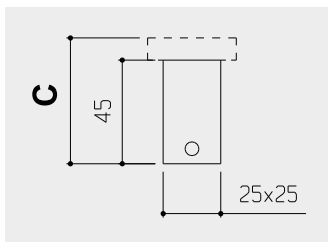
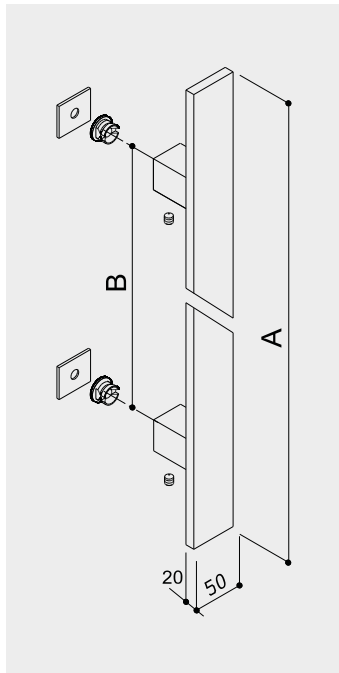
CODICE CODE
AISI 304

841S.5020.XX.XX.60

	A	B	C
50x20	XX	XX	55




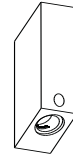
SUPPORTI DIRITTI
STRAIGHT SUPPORTS



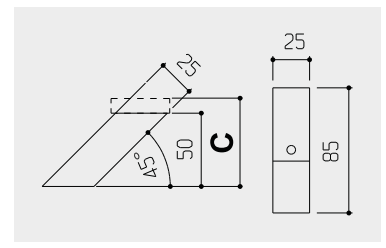
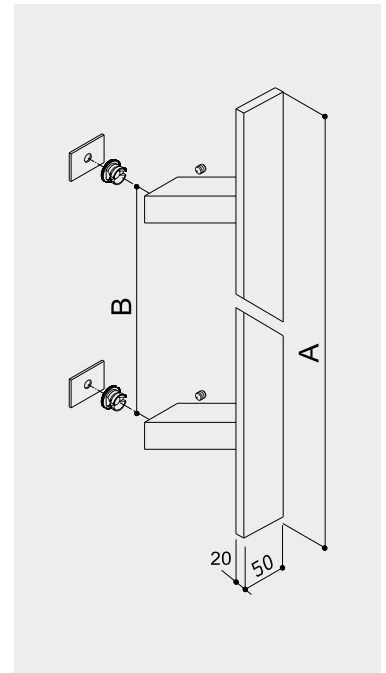
CODICE CODE
AISI 304

841Z.5020.XX.XX.60

	A	B	C
50x20	XX	XX	60



SUPPORTI INCLINATI
SLANTED SUPPORTS



ACCESSORI INCLUSI INCLUDED ACCESSORIES



BUSSOLE
BOLDS




GRANI
GRUB SCREWS



GUARNIZIONI
GASKETS

841S

841Z



SU MISURA

LUNGHEZZA E INTERASSE
CON 2 O PIÙ SUPPORTI FINO A 3500 mm

CUSTOMIZED

LENGTH AND WHEELBASE
WITH 2 OR MORE SUPPORTS TILL 3500 mm

FINITURE e
MATERIALE
A RICHIESTA
FINISHES AND
MATERIAL
ON REQUEST

F62
INOX SATINATO
SATIN S. STEEL

INOX
AISI 316

F61
INOX LUCIDO
POLISHED S. STEEL

F NO
NERO OPACO RAL 9005
MATT BLACK RAL 9005

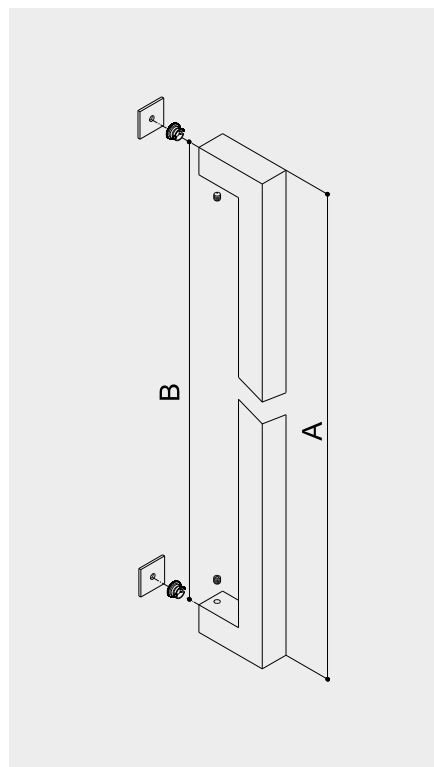
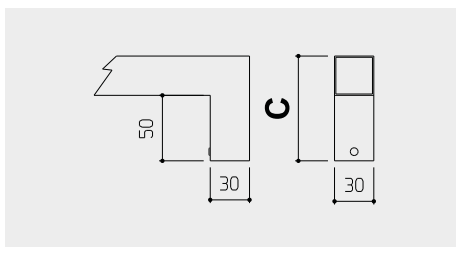
F BO
BIANCO OPACO RAL 9016
OPAQUE WHITE RAL 9016

F BL
BIANCO LUCIDO RAL 9010
GLOSSY WHITE RAL 9010



CODICE CODE	□	A	B	C
AISI 304				
802K.30.XX.XX.60	30x30	XX	XX	80

CODICE CODE	□	A	B	C
AISI 316				
802K.30.XX.XX.62	30x30	XX	XX	80



MATERIALE MATERIAL **INOX AISI 304** **INOX AISI 316**

FINITURA FINISH **F60** **F62**

INOX SATINATO SATIN S. STEEL

ACCESSORI INCLUSI INCLUDED ACCESSORIES



BUSSOLE BOLDS

GRANI GRUB SCREWS

GUARNIZIONI GASKETS

SU MISURA
LUNGHEZZA E INTERASSE
CON 2 O PIÙ SUPPORTI FINO A 3500 mm

CUSTOMIZED
LENGTH AND WHEELBASE
WITH 2 OR MORE SUPPORTS TILL 3500 mm

FINITURE
A RICHIESTA
FINISHES
ON REQUEST

F61
INOX LUCIDO
POLISHED S. STEEL

F NO
NERO OPACO RAL 9005
MATT BLACK RAL 9005

F BO
BIANCO OPACO RAL 9016
OPAQUE WHITE RAL 9016

F BL
BIANCO LUCIDO RAL 9010
GLOSSY WHITE RAL 9010

DIRITTO - STRAIGHT

INCLINATO - SLANTED

MANIGLIONI
PULL HANDLES

MATERIAL MATERIAL **INOX AISI 304**

FINITURA FINISH **F60**

INOX SATINATO SATIN S. STEEL 



CODICE CODE
AISI 304

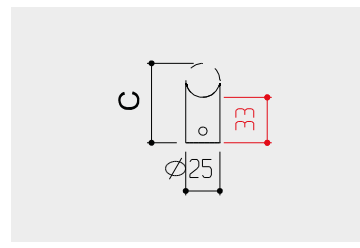
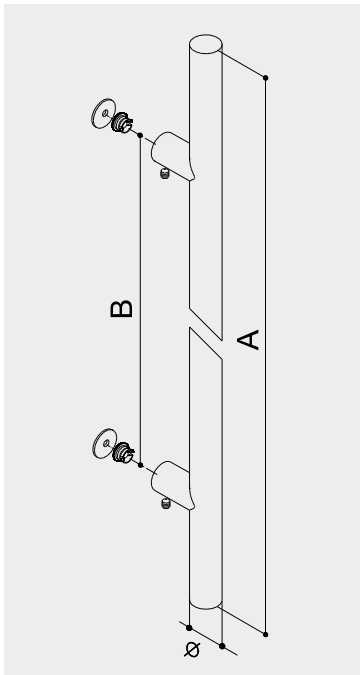
800.25.XX.XX.RI.60

Ø	A	B	C
25	XX	XX	58



SUPPORTI DIRITTI
STRAIGHT SUPPORTS

ALTEZZA SUPPORTI
RIDOTTA
LOW SUPPORTS
HEIGHT



CODICE CODE
AISI 304

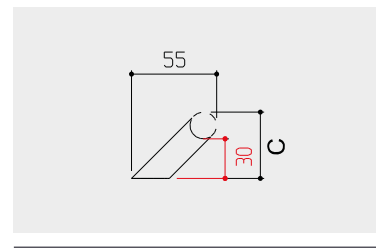
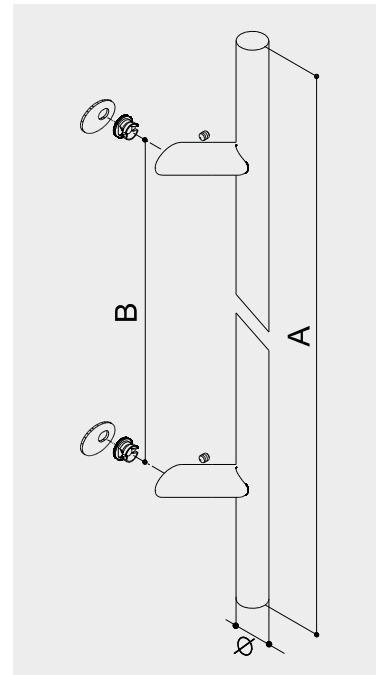
810.25.XX.XX.RI.60

Ø	A	B	C
25	XX	XX	55




SUPPORTI INCLINATI
SLANTED SUPPORTS

ALTEZZA SUPPORTI
RIDOTTA
LOW SUPPORTS
HEIGHT



ACCESSORI INCLUSI INCLUDED ACCESSORIES



SU MISURA

LUNGHEZZA E INTERASSE
CON 2 O PIÙ SUPPORTI FINO A 3500 mm

CUSTOMIZED

LENGTH AND WHEELBASE
WITH 2 OR MORE SUPPORTS TILL 3500 mm

FINITURE e
MATERIALE
A RICHIESTA
FINISHES AND
MATERIAL
ON REQUEST

F62
INOX SATINATO
SATIN S. STEEL



F61
INOX LUCIDO
POLISHED S. STEEL



F NO
NERO OPACO RAL 9005
MATT BLACK RAL 9005



F BO
BIANCO OPACO RAL 9016
OPAQUE WHITE RAL 9016



F BL
BIANCO LUCIDO RAL 9010
GLOSSY WHITE RAL 9010



DIRITTO - STRAIGHT

INCLINATO - SLANTED

MANIGLIONI
PULL HANDLES

MATERIAL MATERIAL

**INOX
AISI 304**

FINITURA FINISH

F60

INOX SATINATO SATIN S. STEEL



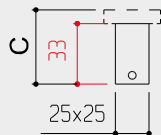

CODICE CODE
AISI 304

841S.4010.XX.XX.RI.60

	A	B	C
40x10	XX	XX	43



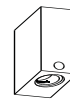
SUPPORTI DIRITTI
STRAIGHT SUPPORTS
**ALTEZZA SUPPORTI
RIDOTTA**
**LOW SUPPORTS
HEIGHT**



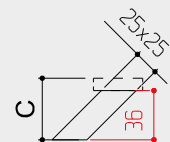
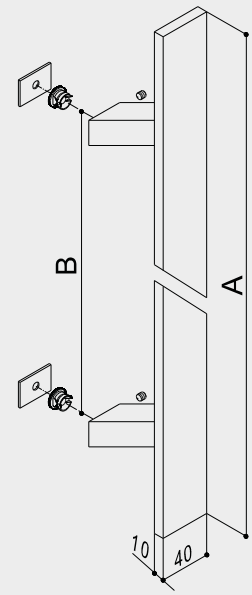
CODICE CODE
AISI 304

841Z.4010.XX.XX.RI.60

	A	B	C
40x10	XX	XX	46



SUPPORTI INCLINATI
SLANTED SUPPORTS
**ALTEZZA SUPPORTI
RIDOTTA**
**LOW SUPPORTS
HEIGHT**



ACCESSORI INCLUSI INCLUDED ACCESSORIES



BUSSOLE
BOLDS



GRANI
GRUB SCREWS



841S



841Z

GUARNIZIONI
GASKETS



SU MISURA

LUNGHEZZA E INTERASSE
CON 2 O PIÙ SUPPORTI FINO A 3500 mm

CUSTOMIZED

LENGTH AND WHEELBASE
WITH 2 OR MORE SUPPORTS TILL 3500 mm

F62

INOX SATINATO
SATIN S. STEEL

**INOX
AISI 316**

F61

INOX LUCIDO
POLISHED S. STEEL

F NO

NERO OPACO RAL 9005
MATT BLACK RAL 9005

F BO

BIANCO OPACO RAL 9016
OPAQUE WHITE RAL 9016

F BL

BIANCO LUCIDO RAL 9010
GLOSSY WHITE RAL 9010



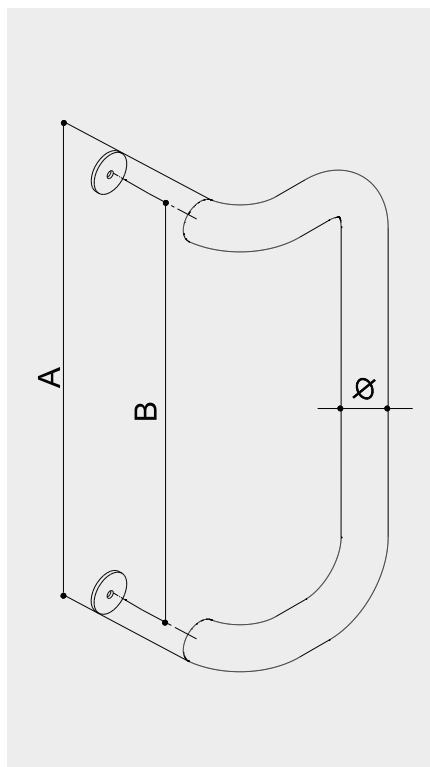
CODICE CODE AISI 304	Ø	A	B	C
830R.32.382.350.60	32	382	350	57



ALTEZZA IMPUGNATURA RIDOTTA
LOW HANDLE HEIGHT



FILETTO INTERNO FISSO M8
INNER M8 THREAD (WITHOUT BOLTS)



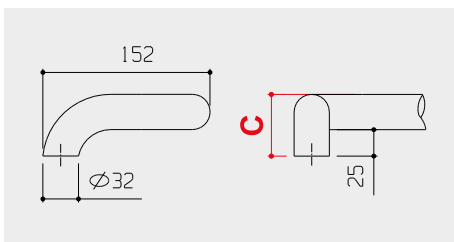
MATERIALE MATERIAL	INOX AISI 304
FINITURA FINISH	F60

INOX SATINATO SATIN S. STEEL

ACCESSORI INCLUSI
INCLUDED ACCESSORIES



GUARNIZIONI
GASKETS





FERRULM521

BUSSOLA PER MANIGLIONI FORO PASSANTE CON FILETTO M5 (SOLO PER ARTICOLO 805)
M5 BOLD FOR PULL HANDLE SUPPORT (ONLY FOR ITEM 805)



FERRULM621

BUSSOLA PER MANIGLIONI FORO PASSANTE CON FILETTO M6
M6 BOLD FOR PULL HANDLE SUPPORT

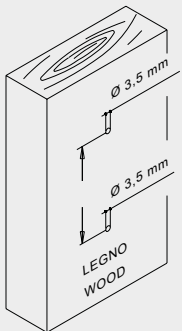


FERRULM821

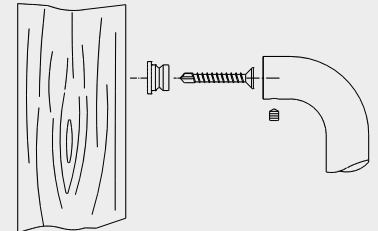
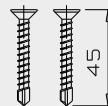
BUSSOLA PER MANIGLIONI FORO PASSANTE CON FILETTO M8
M8 BOLD FOR PULL HANDLE SUPPORT

FISS 01

FISSAGGIO SINGOLO PER PORTE IN LEGNO
SINGLE FIXING FOR WOODEN DOORS

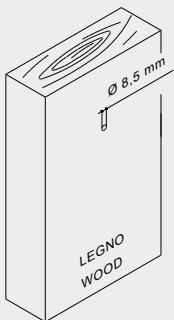


VITI AUTOPERFORANTI
SELF DRILLING SCREWS

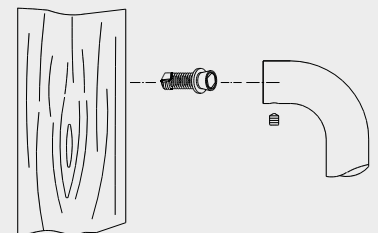
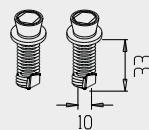


FISS 01-B

FISSAGGIO SINGOLO NON PASSANTE PER PORTE IN LEGNO
NON-THROUGH SINGLE FIXING FOR WOODEN DOORS

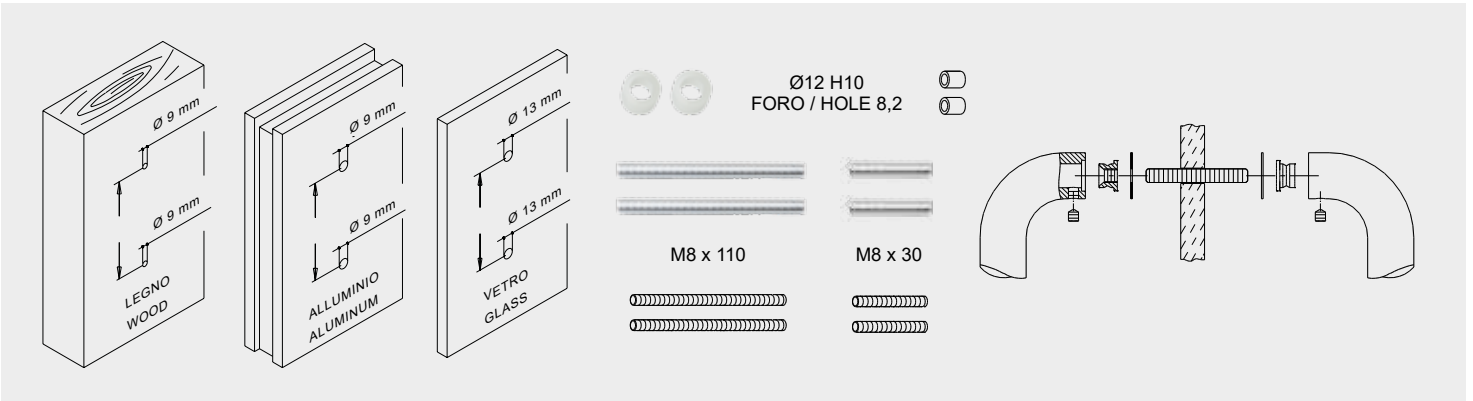


VITI AUTOFIETTANTI
SELF TAPPING SCREWS



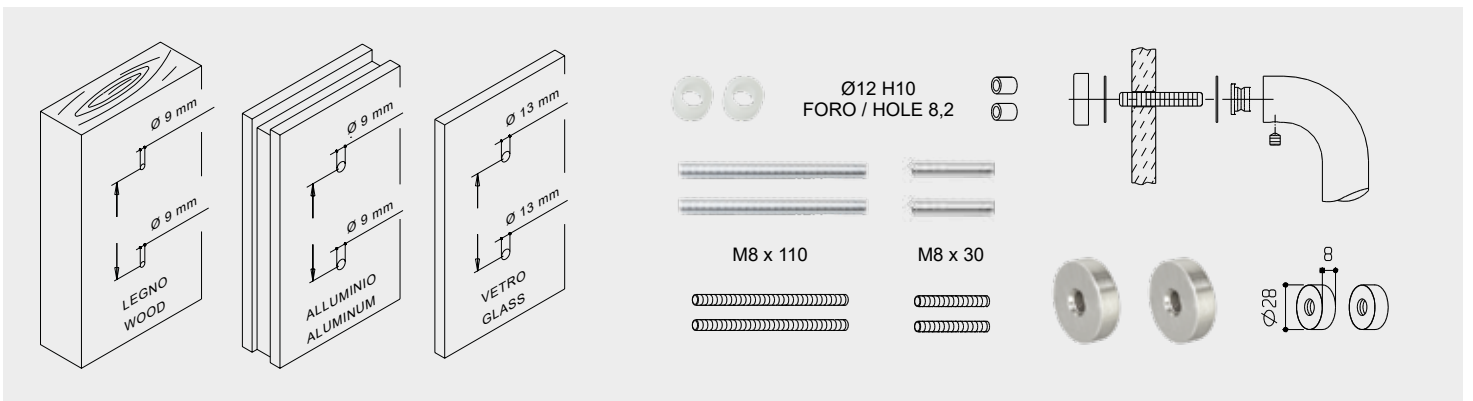
FISS 02

FISSAGGIO PER COPPIA PER PORTE IN LEGNO - ALLUMINIO - VETRO
BACK TO BACK FIXING FOR WOODEN - ALUMINUM - GLASS DOORS



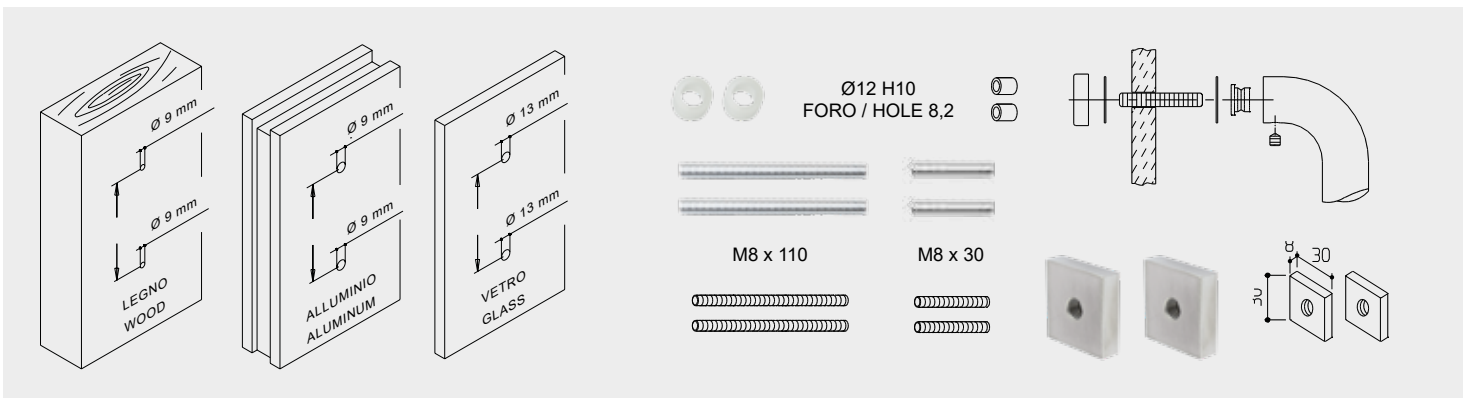
FISS 03

FISSAGGIO PASSANTE PER MANIGLIONE SINGOLO PER PORTE IN LEGNO - ALLUMINIO - VETRO
PASSING FIXING FOR SINGLE PULL HANDLE FOR WOODEN - ALUMINUM - GLASS DOORS



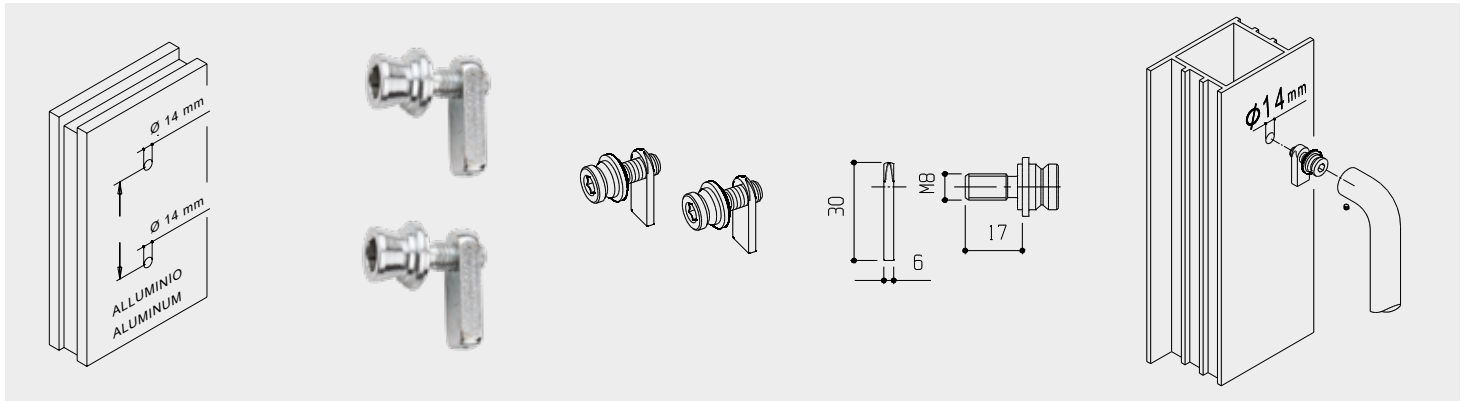
FISS 03Q

FISSAGGIO PASSANTE PER MANIGLIONE SINGOLO PER PORTE IN LEGNO - ALLUMINIO - VETRO
PASSING FIXING FOR SINGLE PULL HANDLE FOR WOODEN - ALUMINUM - GLASS DOORS



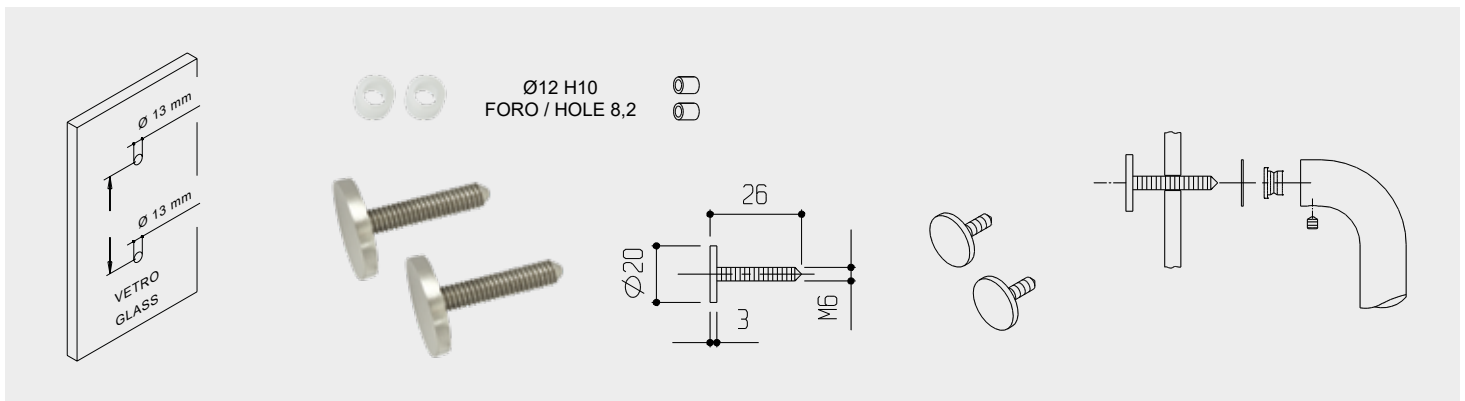
FISS 04

FISSAGGIO SINGOLO PER PORTE IN ALLUMINIO CON PROFILO MONOCAMERA
SINGLE FIXING FOR PROFILES ONE CAVITY ALUMINUM



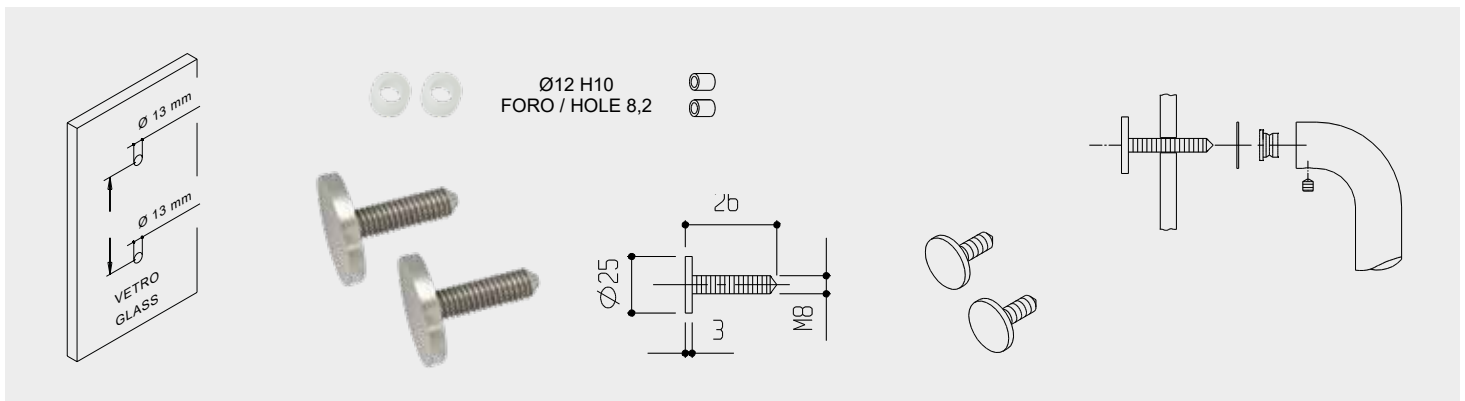
FISS 05M6

FISSAGGIO SINGOLO M6 PER PORTE IN VETRO
M6 SINGLE FIXING FOR GLASS DOORS



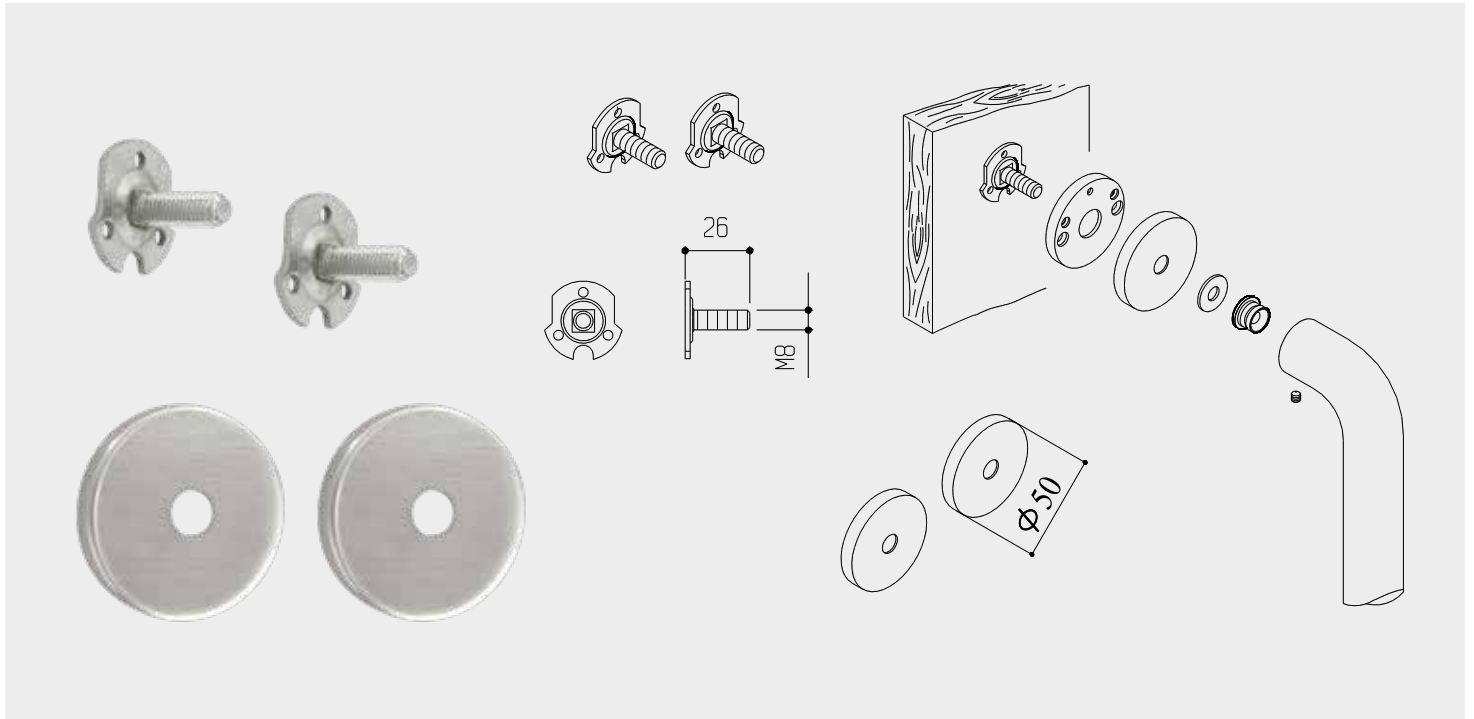
FISS 05M8

FISSAGGIO SINGOLO M8 PER PORTE IN VETRO
M8 SINGLE FIXING FOR GLASS DOORS



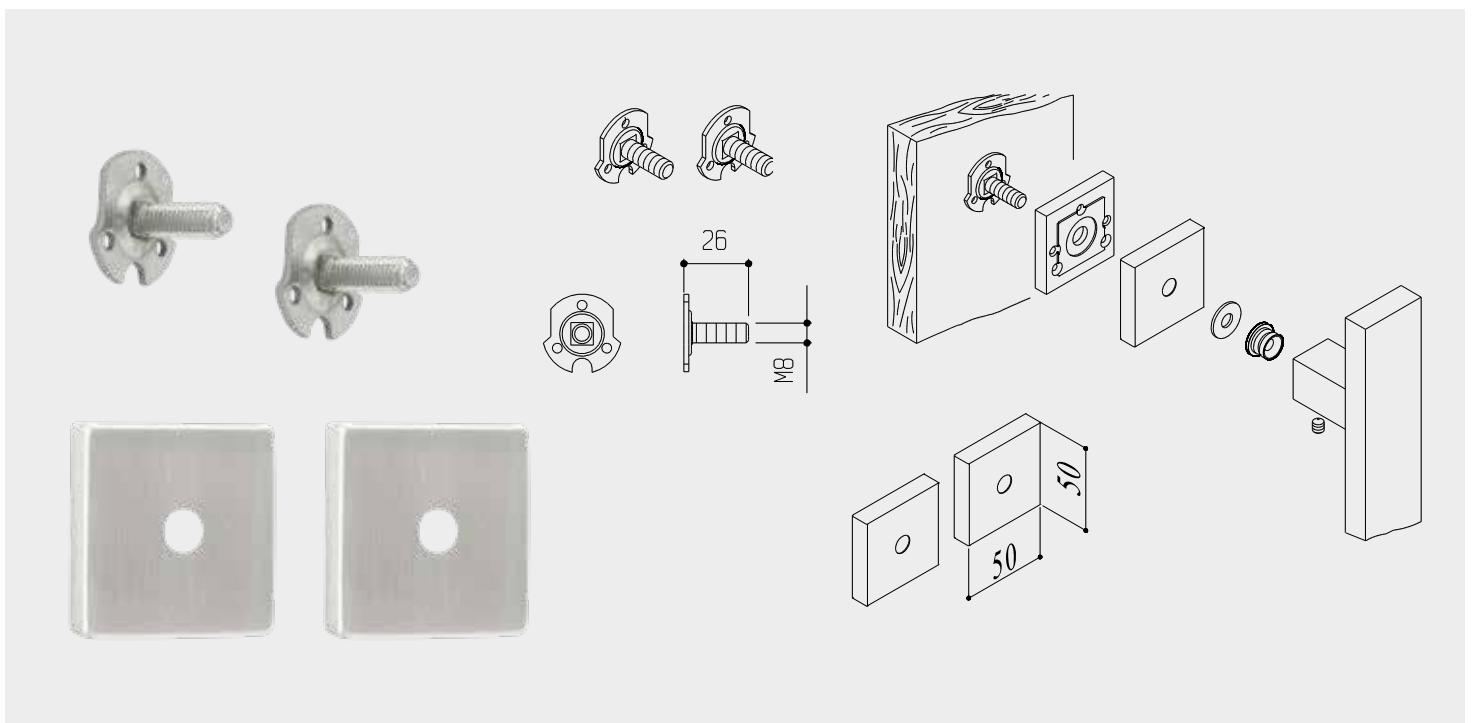
FISS 06

FISSAGGIO SINGOLO CON ROSETTA TONDA E PIASTRINA PER MANIGLIONI CON SUPPORTO TONDO DIRITTO
SINGLE FIXING WITH ROUND ROSE AND UNDER PLATE FOR PULL HANDLES WITH ROUND SUPPORT



FISS 07

FISSAGGIO SINGOLO CON ROSETTA QUADRA E PIASTRINA PER MANIGLIONI CON SUPPORTO QUADRO DIRITTO
SINGLE FIXING WITH SQUARE ROSE AND UNDER PLATE FOR PULL HANDLES WITH SQUARE SUPPORT





SU MISURA

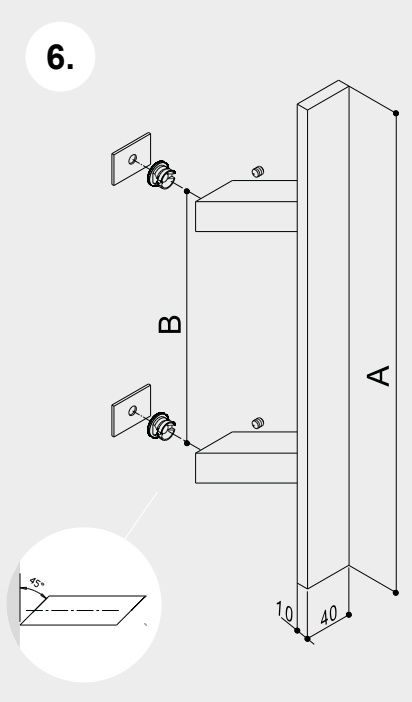
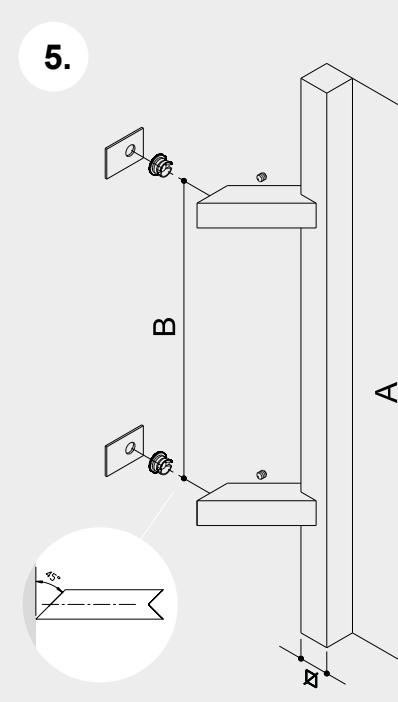
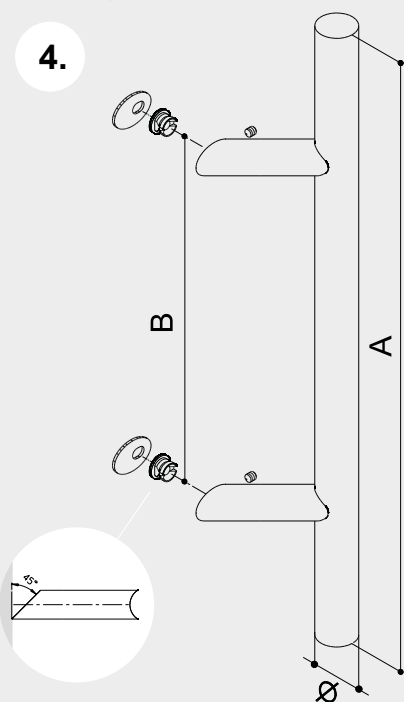
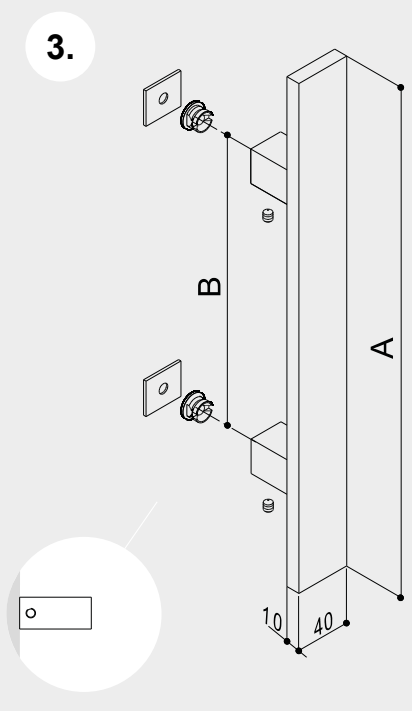
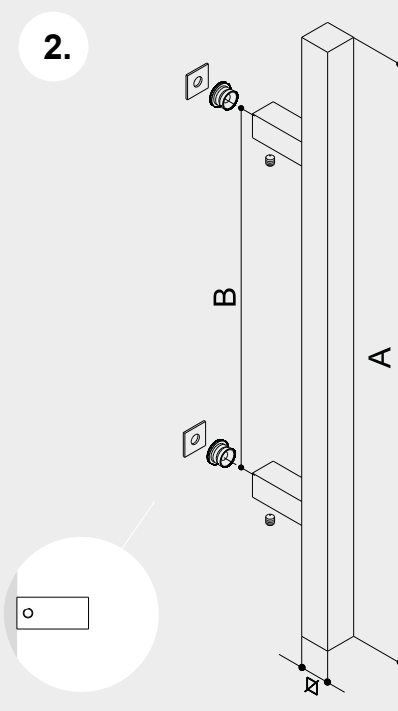
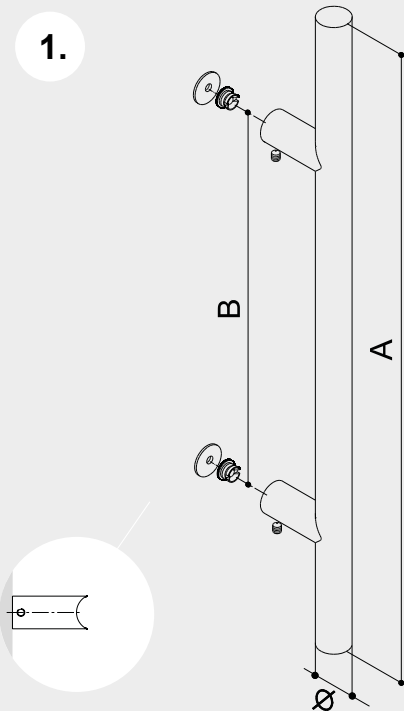
LUNGHEZZA E INTERASSE CON 2 O PIÙ SUPPORTI FINO A 3500 mm

CUSTOMIZED

LENGTH AND WHEELBASE WITH 2 OR MORE SUPPORTS TILL 3500 mm

MANIGLIONI SU MISURA CON SUPPORTI **1. 2. 3. DIRITTI E 4. 5. 6. INCLINATI**

CUSTOMIZED PULL HANDLES WITH STRAIGHT (1 2 3) AND SLANTED (4 5 6) SUPPORTS





INOX PROJECT

MANIGLIE

HANDLES



Linea

ROUND

SQUARE

MANIGLIE - HANDLES

MATERIAL MATERIAL

INOX AISI 304

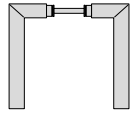
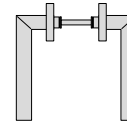
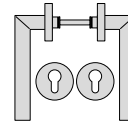
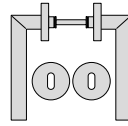
INOX AISI 316

FINITURA FINISH

F60

F62

INOX SATINATO SATIN S. STEEL



101.236.B.60

ROSETTA TONDA
FORO CHIAVE
ROUND ROSE
KEY HOLE

101.236.Z.60

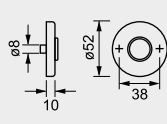
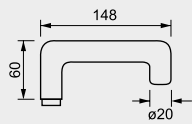
ROSETTA TONDA
FORO CILINDRO
ROUND ROSE
CYLINDER HOLE

101.236.60

ROSETTA TONDA
SENZA BOCCHETTE
ROUND ROSE
WITHOUT ESCUTCHEON

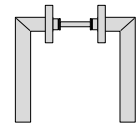
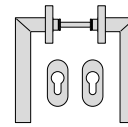

101.60

BILANCINO
PAIR OF
HANDLES



SOTTOROSSETTA
IN PLASTICA

PVC UNDER
CONSTRUCTIONS



101.277.B.60

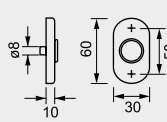
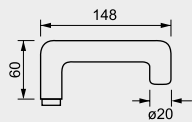
ROSETTA OVALE
FORO CHIAVE
OVAL
ROSE KEY HOLE

101.277.Z.60

ROSETTA OVALE
FORO CILINDRO
OVAL ROSE
CYLINDER HOLE

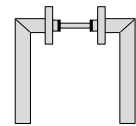

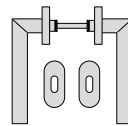
101.277.60

ROSETTA OVALE
SENZA BOCCHETTE
OVAL ROSE
WITHOUT ESCUTCHEON



SOTTOROSSETTA
IN PLASTICA

PVC UNDER
CONSTRUCTIONS



101.277.CMB.60

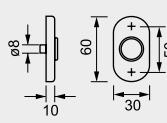
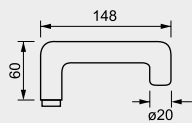
ROSETTA OVALE
FORO CHIAVE
OVAL
ROSE KEY HOLE

101.277.CMZ.60

ROSETTA OVALE
FORO CILINDRO
OVAL ROSE
CYLINDER HOLE

101.277.CM.60

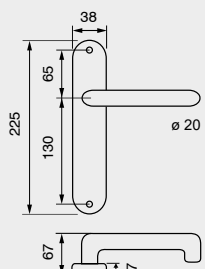
ROSETTA OVALE
SENZA BOCCHETTE
OVAL ROSE
WITHOUT ESCUTCHEON



SOTTOROSSETTA
IN METALLO

METAL UNDER
CONSTRUCTIONS

COPPIA MANIGLIE SU PLACCA C/C DA SPECIFICARE - PAIR OF DOOR HANDLES ON PLATE (C/C SIZE TO SPECIFY)



101.202L.B.60

PLACCA
FORO CHIAVE
KEY HOLE PLATE

101.202L.Z.60

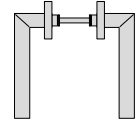
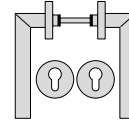
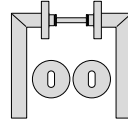
PLACCA
FORO CILINDRO
CYLINDER HOLE PLATE

101.202L.W.60

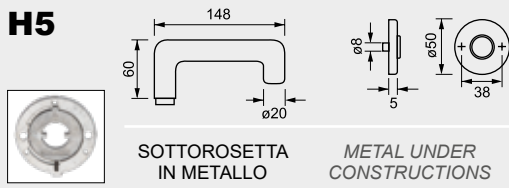
PLACCA CON
NOTTOLINO WC
PLATE WITH PRIVACY KNOB

101.202L.60

PLACCA
CIECA
BLIND PLATE



H5



SOTTOROSETTA
IN METALLO

METAL UNDER
CONSTRUCTIONS

101.203.CM.B.60

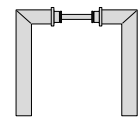
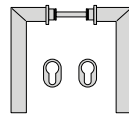
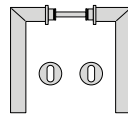
ROSETTA TONDA
FORO CHIAVE
ROUND ROSE
KEY HOLE

101.203.CM.Z.60

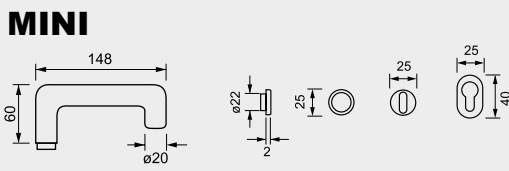
ROSETTA TONDA
FORO CILINDRO
ROUND ROSE
CYLINDER HOLE

101.203.CM.60

ROSETTA TONDA
SENZA BOCCHETTE
ROUND ROSE
WITHOUT ESCUTCHEON



MINI



101.241.B.60

ROSETTA TONDA
FORO CHIAVE
ROUND ROSE
KEY HOLE

101.241.Z.60

ROSETTA TONDA
FORO CILINDRO
ROUND ROSE
CYLINDER HOLE

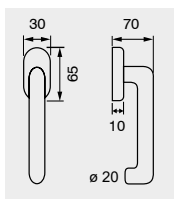
101.241.60

ROSETTA TONDA
SENZA BOCCHETTE
ROUND ROSE
WITHOUT ESCUTCHEON



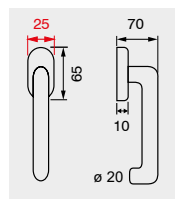
101.DK.60

MANIGLIA DK
WINDOW HANDLE



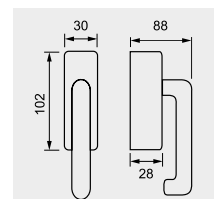
101.DK25.60

MANIGLIA DK STRETTO
WINDOW HANDLE



101.DKS.60

MANIGLIA DK DI SICUREZZA
SAFETY WINDOW HANDLE



MANIGLIE - HANDLES

MATERIAL MATERIAL

INOX AISI 304

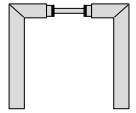
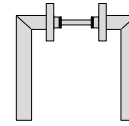
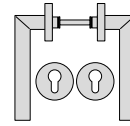
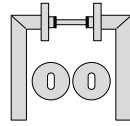
INOX AISI 316

FINITURA FINISH

F60

F62

INOX SATINATO SATIN S. STEEL



102.236.B.60

ROSETTA TONDA
FORO CHIAVE
ROUND ROSE
KEY HOLE

102.236.Z.60

ROSETTA TONDA
FORO CILINDRO
ROUND ROSE
CYLINDER HOLE

102.236.60

ROSETTA TONDA
SENZA BOCCHETTE
ROUND ROSE
WITHOUT ESCUTCHEON

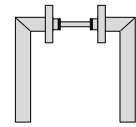
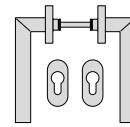
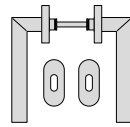
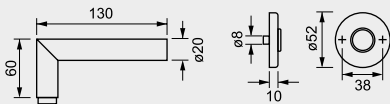
102.60

BILANCINO
PAIR OF
HANDLES



SOTTOROSSETTA
IN PLASTICA

PVC UNDER
CONSTRUCTIONS



102.277.B.60

ROSETTA OVALE
FORO CHIAVE
OVAL
ROSE KEY HOLE

102.277.Z.60

ROSETTA OVALE
FORO CILINDRO
OVAL ROSE
CYLINDER HOLE

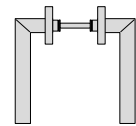
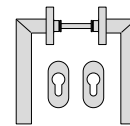
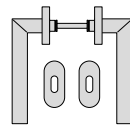
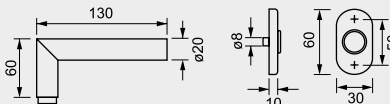
102.277.60

ROSETTA OVALE
SENZA BOCCHETTE
OVAL ROSE
WITHOUT ESCUTCHEON



SOTTOROSSETTA
IN PLASTICA

PVC UNDER
CONSTRUCTIONS



102.277.CMB.60

ROSETTA OVALE
FORO CHIAVE
OVAL
ROSE KEY HOLE

102.277.CMZ.60

ROSETTA OVALE
FORO CILINDRO
OVAL ROSE
CYLINDER HOLE

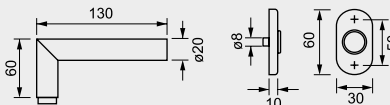
102.277.CM.60

ROSETTA OVALE
SENZA BOCCHETTE
OVAL ROSE
WITHOUT ESCUTCHEON

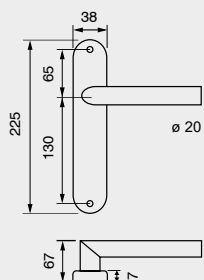


SOTTOROSSETTA
IN METALLO

METAL UNDER
CONSTRUCTIONS

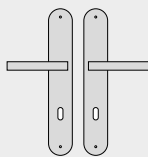


COPPIA MANIGLIE SU PLACCA C/C DA SPECIFICARE - PAIR OF DOOR HANDLES ON PLATE (C/C SIZE TO SPECIFY)



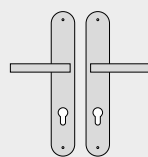
102.202L.B.60

PLACCA
FORO CHIAVE
KEY HOLE PLATE



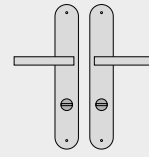
102.202L.Z.60

PLACCA
FORO CILINDRO
CYLINDER HOLE PLATE



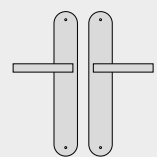
102.202L.W.60

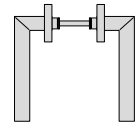
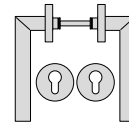
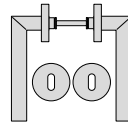
PLACCA CON
NOTTOLINO WC
PLATE WITH PRIVACY KNOB



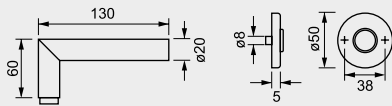
102.202L.60

PLACCA
CIECA
BLIND PLATE





H5



SOTTOROSSETTA
IN METALLO

METAL UNDER
CONSTRUCTIONS

102.203.CM.B.60

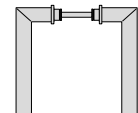
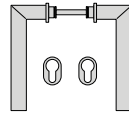
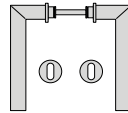
ROSETTA TONDA
FORO CHIAVE
ROUND ROSE
KEY HOLE

102.203.CM.Z.60

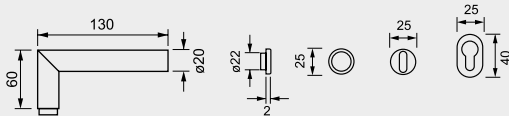
ROSETTA TONDA
FORO CILINDRO
ROUND ROSE
CYLINDER HOLE

102.203.CM.60

ROSETTA TONDA
SENZA BOCCHETTE
ROUND ROSE
WITHOUT ESCUTCHEON



MINI



102.241.B.60

ROSETTA TONDA
FORO CHIAVE
ROUND ROSE
KEY HOLE

102.241.Z.60

ROSETTA TONDA
FORO CILINDRO
ROUND ROSE
CYLINDER HOLE

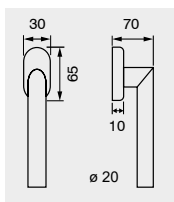
102.241.60

ROSETTA TONDA
SENZA BOCCHETTE
ROUND ROSE
WITHOUT ESCUTCHEON



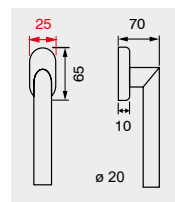
102.DK.60

MANIGLIA DK
WINDOW HANDLE



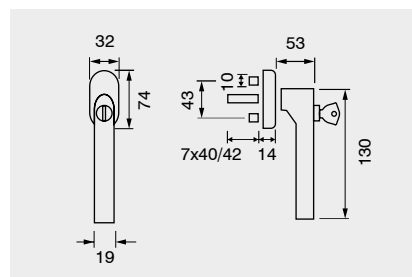
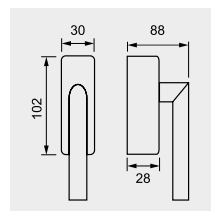
102.DK25.60

MANIGLIA DK STRETTO
WINDOW HANDLE



102.DKS.60

MANIGLIA DK DI SICUREZZA
SAFETY WINDOW HANDLE



DK ANTIEFFRAZIONE
C/CHIAVE E CILINDRO FRONTALE

BURGLARY RESISTANCE DK WITH KEY
AND FRONT CYLINDER

102 DKL 60

FINITURE
A RICHIESTA
FINISHES
ON REQUEST

F61
INOX LUCIDO
POLISHED S. STEEL

F NO
NERO OPACO RAL 9005
MATT BLACK RAL 9005

F BO
BIANCO OPACO RAL 9016
OPAQUE WHITE RAL 9016

F BL
BIANCO LUCIDO RAL 9010
GLOSSY WHITE RAL 9010

MANIGLIE - HANDLES

MATERIAL MATERIAL

INOX AISI 304

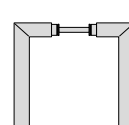
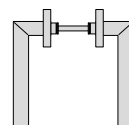
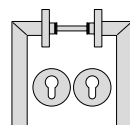
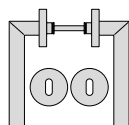
INOX AISI 316

FINITURA FINISH

F60

F62

INOX SATINATO SATIN S. STEEL



103.236.B.60

ROSETTA TONDA
FORO CHIAVE
ROUND ROSE
KEY HOLE

103.236.Z.60

ROSETTA TONDA
FORO CILINDRO
ROUND ROSE
CYLINDER HOLE

103.236.60

ROSETTA TONDA
SENZA BOCCHETTE
ROUND ROSE
WITHOUT ESCUTCHEON

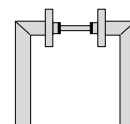
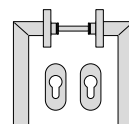
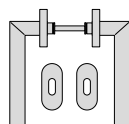
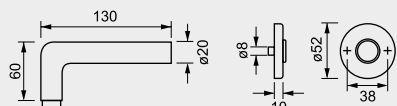
103.60

BILANCINO
PAIR OF
HANDLES



SOTTOROSSETTA
IN PLASTICA

PVC UNDER
CONSTRUCTIONS



103.277.B.60

ROSETTA OVALE
FORO CHIAVE
OVAL
ROSE KEY HOLE

103.277.Z.60

ROSETTA OVALE
FORO CILINDRO
OVAL ROSE
CYLINDER HOLE


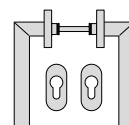
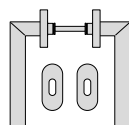
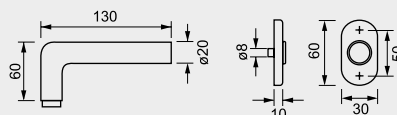
103.277.60

ROSETTA OVALE
SENZA BOCCHETTE
OVAL ROSE
WITHOUT ESCUTCHEON



SOTTOROSSETTA
IN PLASTICA

PVC UNDER
CONSTRUCTIONS



103.277.CMB.60

ROSETTA OVALE
FORO CHIAVE
OVAL
ROSE KEY HOLE

103.277.CMZ.60

ROSETTA OVALE
FORO CILINDRO
OVAL ROSE
CYLINDER HOLE

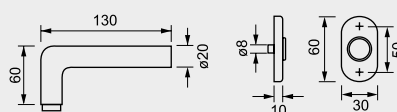
103.277.CM.60

ROSETTA OVALE
SENZA BOCCHETTE
OVAL ROSE
WITHOUT ESCUTCHEON

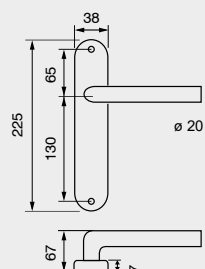


SOTTOROSSETTA
IN METALLO

METAL UNDER
CONSTRUCTIONS

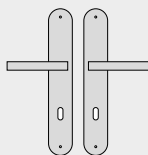


COPPIA MANIGLIE SU PLACCA C/C DA SPECIFICARE - PAIR OF DOOR HANDLES ON PLATE (C/C SIZE TO SPECIFY)



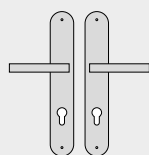
103.202L.B.60

PLACCA
FORO CHIAVE
KEY HOLE PLATE



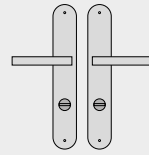
103.202L.Z.60

PLACCA
FORO CILINDRO
CYLINDER HOLE PLATE



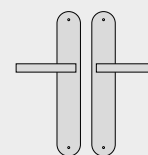
103.202L.W.60

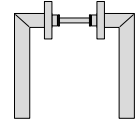
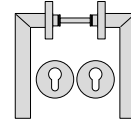
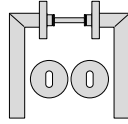
PLACCA CON
NOTTOLINO WC
PLATE WITH PRIVACY KNOB



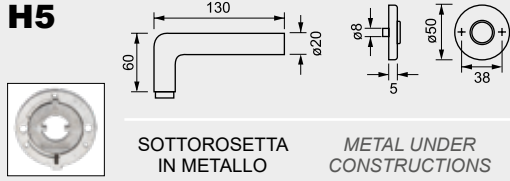
103.202L.60

PLACCA
CIECA
BLIND PLATE





H5



SOTTOROSSETTA
IN METALLO

METAL UNDER
CONSTRUCTIONS

103.203.CM.B.60

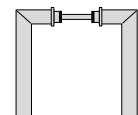
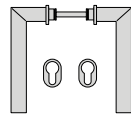
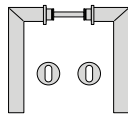
ROSETTA TONDA
FORO CHIAVE
ROUND ROSE
KEY HOLE

103.203.CM.Z.60

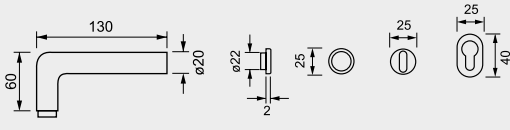
ROSETTA TONDA
FORO CILINDRO
ROUND ROSE
CYLINDER HOLE

103.203.CM.60

ROSETTA TONDA
SENZA BOCCHETTE
ROUND ROSE
WITHOUT ESCUTCHEON



MINI



103.241.B.60

ROSETTA TONDA
FORO CHIAVE
ROUND ROSE
KEY HOLE

103.241.Z.60

ROSETTA TONDA
FORO CILINDRO
ROUND ROSE
CYLINDER HOLE

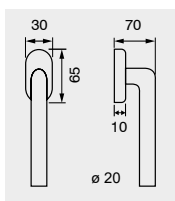
103.241.60

ROSETTA TONDA
SENZA BOCCHETTE
ROUND ROSE
WITHOUT ESCUTCHEON



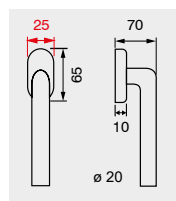
103.DK.60

MANIGLIA DK
WINDOW HANDLE



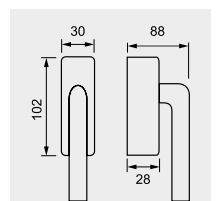
103.DK25.60

MANIGLIA DK STRETTO
WINDOW HANDLE



103.DKS.60

MANIGLIA DK DI SICUREZZA
SAFETY WINDOW HANDLE



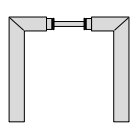
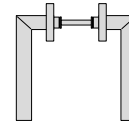
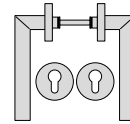
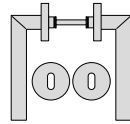
MATERIAL MATERIAL

INOX AISI 304

FINITURA FINISH

F60

INOX SATINATO SATIN S. STEEL



104.236.B.60

ROSETTA TONDA FORO CHIAVE
ROUND ROSE KEY HOLE

104.236.Z.60

ROSETTA TONDA FORO CILINDRO
ROUND ROSE CYLINDER HOLE

104.236.60

ROSETTA TONDA SENZA BOCCHETTE
ROUND ROSE WITHOUT ESCUTCHEON

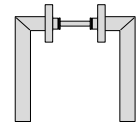
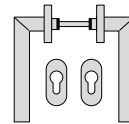
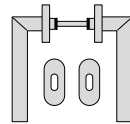
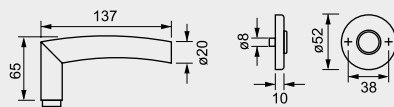
104.60

BILANCINO
PAIR OF HANDLES



SOTTOROSSETTA IN PLASTICA

PVC UNDER CONSTRUCTIONS



104.277.B.60

ROSETTA OVALE FORO CHIAVE
OVAL ROSE KEY HOLE

104.277.Z.60

ROSETTA OVALE FORO CILINDRO
OVAL ROSE CYLINDER HOLE

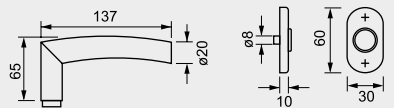
104.277.60

ROSETTA OVALE SENZA BOCCHETTE
OVAL ROSE WITHOUT ESCUTCHEON



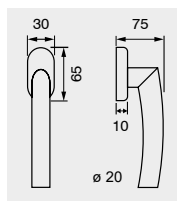
SOTTOROSSETTA IN PLASTICA

PVC UNDER CONSTRUCTIONS



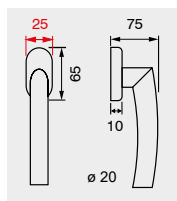
104.DK.60

MANIGLIA DK
WINDOW HANDLE



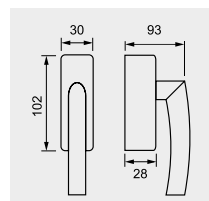
104.DK25.60

MANIGLIA DK STRETTO
WINDOW HANDLE

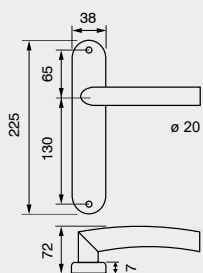


104.DKS.60

MANIGLIA DK DI SICUREZZA
SAFETY WINDOW HANDLE

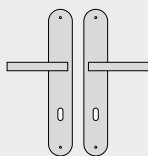


COPPIA MANIGLIE SU PLACCA C/C DA SPECIFICARE - PAIR OF DOOR HANDLES ON PLATE (C/C SIZE TO SPECIFY)



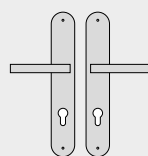
104.202L.B.60

PLACCA FORO CHIAVE
KEY HOLE PLATE



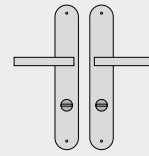
104.202L.Z.60

PLACCA FORO CILINDRO
CYLINDER HOLE PLATE



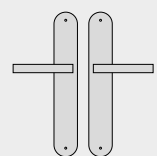
104.202L.W.60

PLACCA CON NOTTOLINO WC
PLATE WITH PRIVACY KNOB



104.202L.60

PLACCA CIECA
BLIND PLATE



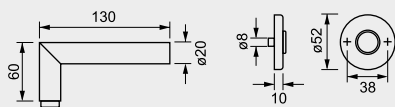
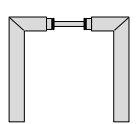
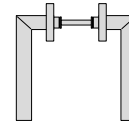
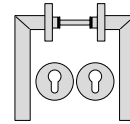
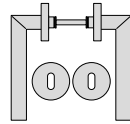
MATERIAL MATERIAL

INOX AISI 304

FINITURA FINISH

F60

INOX SATINATO SATIN S. STEEL



131.236.B.60

ROSETTA TONDA FORO CHIAVE
ROUND ROSE KEY HOLE

131.236.Z.60

ROSETTA TONDA FORO CILINDRO
ROUND ROSE CYLINDER HOLE

131.236.60

ROSETTA TONDA SENZA BOCCHETTE
ROUND ROSE WITHOUT ESCUTCHEON

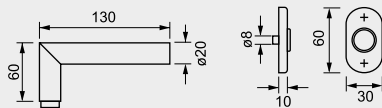
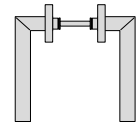
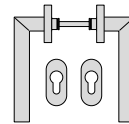
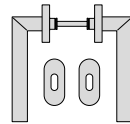
131.60

BILANCINO
PAIR OF HANDLES



SOTTOROSSETTA IN PLASTICA

PVC UNDER CONSTRUCTIONS



131.277.B.60

ROSETTA OVALE FORO CHIAVE
OVAL ROSE KEY HOLE

131.277.Z.60

ROSETTA OVALE FORO CILINDRO
OVAL ROSE CYLINDER HOLE

131.277.60

ROSETTA OVALE SENZA BOCCHETTE
OVAL ROSE WITHOUT ESCUTCHEON



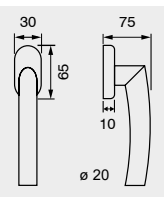
SOTTOROSSETTA IN PLASTICA

PVC UNDER CONSTRUCTIONS



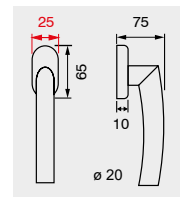
104.DK.60

MANIGLIA DK WINDOW HANDLE



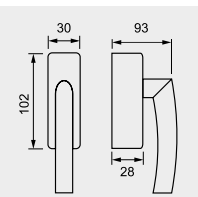
104.DK25.60

MANIGLIA DK STRETTO WINDOW HANDLE

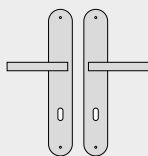
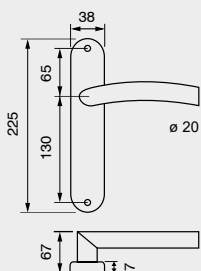


104.DKS.60

MANIGLIA DK DI SICUREZZA SAFETY WINDOW HANDLE

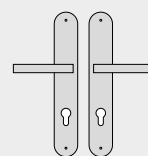


COPPIA MANIGLIE SU PLACCA C/C DA SPECIFICARE - PAIR OF DOOR HANDLES ON PLATE (C/C SIZE TO SPECIFY)



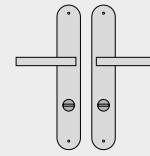
131.202L.B.60

PLACCA FORO CHIAVE
KEY HOLE PLATE



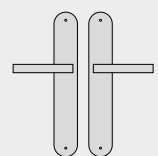
131.202L.Z.60

PLACCA FORO CILINDRO
CYLINDER HOLE PLATE



131.202L.W.60

PLACCA CON NOTTOLINO WC
PLATE WITH PRIVACY KNOB



131.202L.60

PLACCA CIECA
BLIND PLATE

FINITURE A RICHIESTA
FINISHES ON REQUEST

F61
INOX LUCIDO
POLISHED S. STEEL

F NO
NERO OPACO RAL 9005
MATT BLACK RAL 9005

F BO
BIANCO OPACO RAL 9016
OPAQUE WHITE RAL 9016

F BL
BIANCO LUCIDO RAL 9010
GLOSSY WHITE RAL 9010

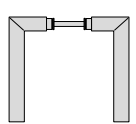
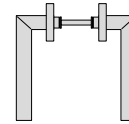
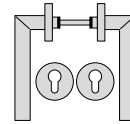
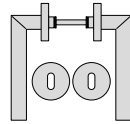
MATERIAL MATERIAL

INOX AISI 304

FINITURA FINISH

F60

INOX SATINATO SATIN S. STEEL



133.236.B.60

ROSETTA TONDA FORO CHIAVE
ROUND ROSE KEY HOLE

133.236.Z.60

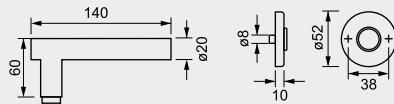
ROSETTA TONDA FORO CILINDRO
ROUND ROSE CYLINDER HOLE

133.236.60

ROSETTA TONDA SENZA BOCCHETTE
ROUND ROSE WITHOUT ESCUTCHEON

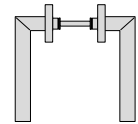
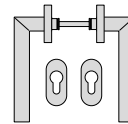
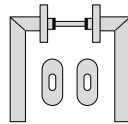
133.60

BILANCINO
PAIR OF HANDLES



SOTTOROSSETTA IN PLASTICA

PVC UNDER CONSTRUCTIONS



133.277.B.60

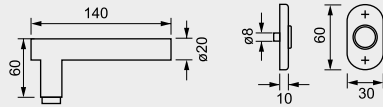
ROSETTA OVALE FORO CHIAVE
OVAL ROSE KEY HOLE

133.277.Z.60

ROSETTA OVALE FORO CILINDRO
OVAL ROSE CYLINDER HOLE

133.277.60

ROSETTA OVALE SENZA BOCCHETTE
OVAL ROSE WITHOUT ESCUTCHEON



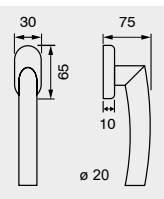
SOTTOROSSETTA IN PLASTICA

PVC UNDER CONSTRUCTIONS



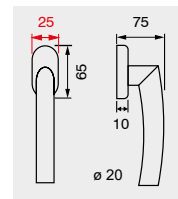
104.DK.60

MANIGLIA DK
WINDOW HANDLE



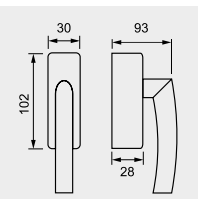
104.DK25.60

MANIGLIA DK STRETTO
WINDOW HANDLE

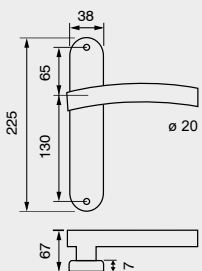


104.DKS.60

MANIGLIA DK DI SICUREZZA
SAFETY WINDOW HANDLE

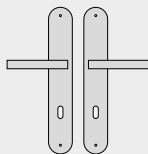


COPPIA MANIGLIE SU PLACCA C/C DA SPECIFICARE - PAIR OF DOOR HANDLES ON PLATE (C/C SIZE TO SPECIFY)



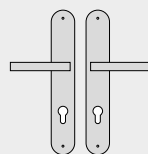
133.202L.B.60

PLACCA FORO CHIAVE
KEY HOLE PLATE



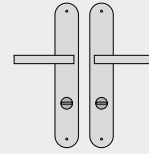
133.202L.Z.60

PLACCA FORO CILINDRO
CYLINDER HOLE PLATE



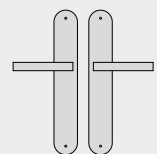
133.202L.W.60

PLACCA CON NOTTOLINO WC
PLATE WITH PRIVACY KNOB



133.202L.60

PLACCA CIECA
BLIND PLATE



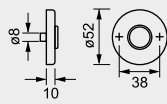
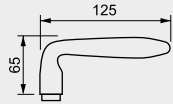
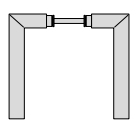
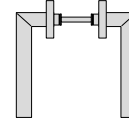
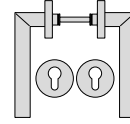
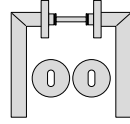
MATERIAL MATERIAL

INOX AISI 304

FINITURA FINISH

F60

INOX SATINATO SATIN S. STEEL



SOTTOROSSETTA
IN PLASTICA

PVC UNDER
CONSTRUCTIONS

1018.236.B.60

ROSETTA TONDA
FORO CHIAVE
ROUND ROSE
KEY HOLE

1018.236.Z.60

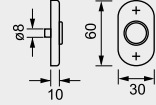
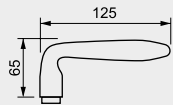
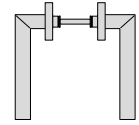
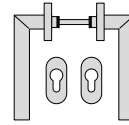
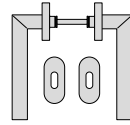
ROSETTA TONDA
FORO CILINDRO
ROUND ROSE
CYLINDER HOLE

1018.236.60

ROSETTA TONDA
SENZA BOCCHETTE
ROUND ROSE
WITHOUT ESCUTCHEON

1018.60

BILANCINO
PAIR OF
HANDLES



SOTTOROSSETTA
IN PLASTICA

PVC UNDER
CONSTRUCTIONS

1018.277.B.60

ROSETTA OVALE
FORO CHIAVE
OVAL
ROSE KEY HOLE

1018.277.Z.60

ROSETTA OVALE
FORO CILINDRO
OVAL ROSE
CYLINDER HOLE

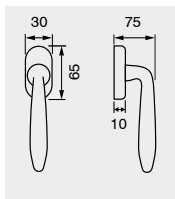
1018.277.60

ROSETTA OVALE
SENZA BOCCHETTE
OVAL ROSE
WITHOUT ESCUTCHEON



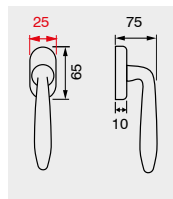
1018.DK.60

MANIGLIA DK
WINDOW HANDLE



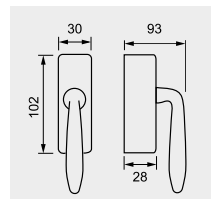
1018.DK25.60

MANIGLIA DK STRETTO
WINDOW HANDLE

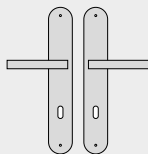
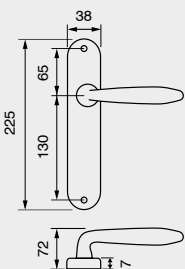


1018.DKS.60

MANIGLIA DK DI SICUREZZA
SAFETY WINDOW HANDLE

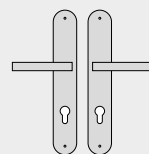


COPPIA MANIGLIE SU PLACCA C/C DA SPECIFICARE - PAIR OF DOOR HANDLES ON PLATE (C/C SIZE TO SPECIFY)



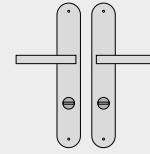
1018.202L.B.60

PLACCA
FORO CHIAVE
KEY HOLE PLATE



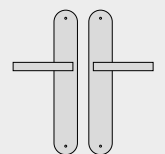
1018.202L.Z.60

PLACCA
FORO CILINDRO
CYLINDER HOLE PLATE



1018.202L.W.60

PLACCA CON
NOTTOLINO WC
PLATE WITH PRIVACY KNOB



1018.202L.60

PLACCA
CIECA
BLIND PLATE

FINITURE
A RICHIESTA
FINISHES
ON REQUEST

F61
INOX LUCIDO
POLISHED S. STEEL

F NO
NERO OPACO RAL 9005
MATT BLACK RAL 9005

F BO
BIANCO OPACO RAL 9016
OPAQUE WHITE RAL 9016

F BL
BIANCO LUCIDO RAL 9010
GLOSSY WHITE RAL 9010

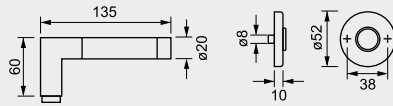
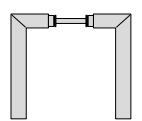
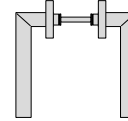
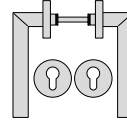
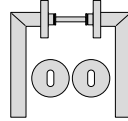
MATERIAL MATERIAL

INOX AISI 304

FINITURA FINISH

F63

INOX SATINATO/INOX LUCIDO
SATIN S. STEEL/POLISHED S. STEEL



114ER.231.B.63

ROSETTA TONDA FORO CHIAVE
ROUND ROSE KEY HOLE

114ER.231.Z.63

ROSETTA TONDA FORO CILINDRO
ROUND ROSE CYLINDER HOLE

114ER.231.63

ROSETTA TONDA SENZA BOCCHETTE
ROUND ROSE WITHOUT ESCUTCHEON

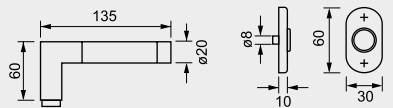
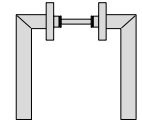
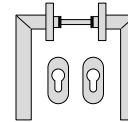
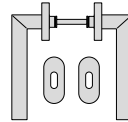
114ER.63

BILANCINO
PAIR OF HANDLES



SOTTOROSSETTA IN PLASTICA

PVC UNDER CONSTRUCTIONS



114ER.277.B.63

ROSETTA OVALE FORO CHIAVE
OVAL ROSE KEY HOLE

114ER.277.Z.63

ROSETTA OVALE FORO CILINDRO
OVAL ROSE CYLINDER HOLE

114ER.277.63

ROSETTA OVALE SENZA BOCCHETTE
OVAL ROSE WITHOUT ESCUTCHEON



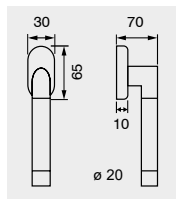
SOTTOROSSETTA IN PLASTICA

PVC UNDER CONSTRUCTIONS



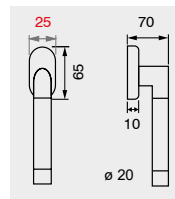
114ER.DK.63

MANIGLIA DK WINDOW HANDLE



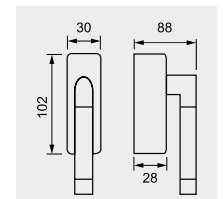
114ER.DK25.63

MANIGLIA DK STRETTO WINDOW HANDLE

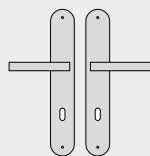
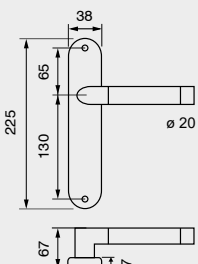


114ER.DKS.63

MANIGLIA DK DI SICUREZZA SAFETY WINDOW HANDLE

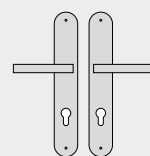


COPPIA MANIGLIE SU PLACCA C/C DA SPECIFICARE - PAIR OF DOOR HANDLES ON PLATE (C/C SIZE TO SPECIFY)



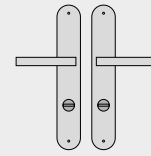
114ER.202L.B.63

PLACCA FORO CHIAVE
KEY HOLE PLATE



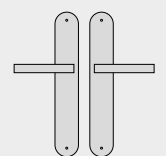
114ER.202L.Z.63

PLACCA FORO CILINDRO
CYLINDER HOLE PLATE



114ER.202L.W.63

PLACCA CON NOTTOLINO WC
PLATE WITH PRIVACY KNOB



114ER.202L.63

PLACCA CIECA
BLIND PLATE

FINITURE A RICHIESTA
FINISHES ON REQUEST

F61
INOX LUCIDO
POLISHED S. STEEL

F NO
NERO OPACO RAL 9005
MATT BLACK RAL 9005

F BO
BIANCO OPACO RAL 9016
OPAQUE WHITE RAL 9016

F BL
BIANCO LUCIDO RAL 9010
GLOSSY WHITE RAL 9010

MANIGLIE - HANDLES

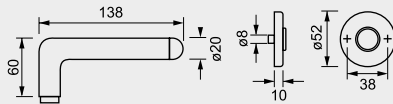
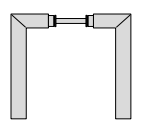
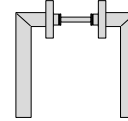
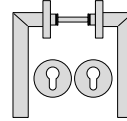
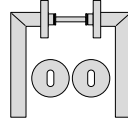
MATERIAL MATERIAL

INOX AISI 304

FINITURA FINISH

F63

INOX SATINATO/ INOX LUCIDO
SATIN S. STEEL/POLISHED S. STEEL



SOTTOROSSETTA
IN PLASTICA

PVC UNDER
CONSTRUCTIONS

110ER.231.B.63

ROSETTA TONDA
FORO CHIAVE
ROUND ROSE
KEY HOLE

110ER.231.Z.63

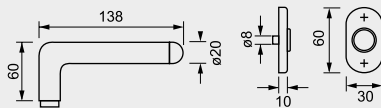
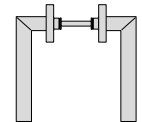
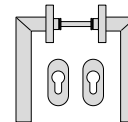
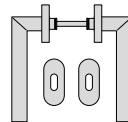
ROSETTA TONDA
FORO CILINDRO
ROUND ROSE
CYLINDER HOLE

110ER.231.63

ROSETTA TONDA
SENZA BOCCHETTE
ROUND ROSE
WITHOUT ESCUTCHEON

110ER.63

BILANCINO
PAIR OF
HANDLES



SOTTOROSSETTA
IN PLASTICA

PVC UNDER
CONSTRUCTIONS

110ER.277.B.63

ROSETTA OVALE
FORO CHIAVE
OVAL
ROSE KEY HOLE

110ER.277.Z.63

ROSETTA OVALE
FORO CILINDRO
OVAL ROSE
CYLINDER HOLE

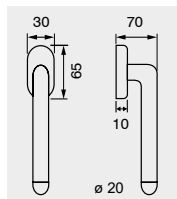
110ER.277.63

ROSETTA OVALE
SENZA BOCCHETTE
OVAL ROSE
WITHOUT ESCUTCHEON



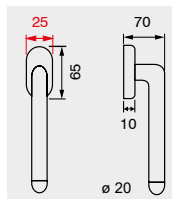
110ER.DK.63

MANIGLIA DK
WINDOW HANDLE



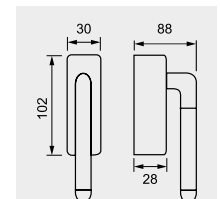
110ER.DK25.63

MANIGLIA DK STRETTO
WINDOW HANDLE

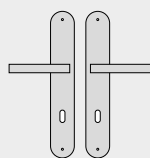
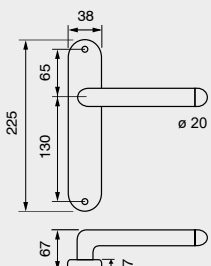


110ER.DKS.63

MANIGLIA DK DI SICUREZZA
SAFETY WINDOW HANDLE

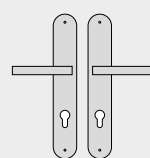


COPPIA MANIGLIE SU PLACCA C/C DA SPECIFICARE - PAIR OF DOOR HANDLES ON PLATE (C/C SIZE TO SPECIFY)



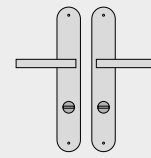
110ER.202L.B.63

PLACCA
FORO CHIAVE
KEY HOLE PLATE



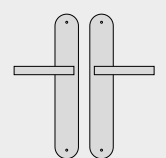
110ER.202L.Z.63

PLACCA
FORO CILINDRO
CYLINDER HOLE PLATE



110ER.202L.W.63

PLACCA CON
NOTTOLINO WC
PLATE WITH PRIVACY KNOB



110ER.202L.63

PLACCA
CIECA
BLIND PLATE

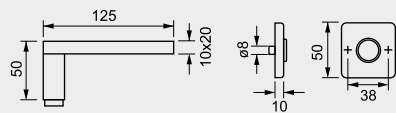
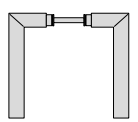
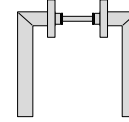
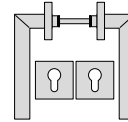
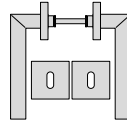
MATERIAL MATERIAL

INOX
AISI 304

FINITURA FINISH

F60

INOX SATINATO SATIN S. STEEL



SOTTOROSETTA
IN PLASTICA

PVC UNDER
CONSTRUCTIONS

1068.211B.B.60

ROSETTA QUADRA
FORO CHIAVE
SQUARE ROSE
KEY HOLE

1068.211B.Z.60

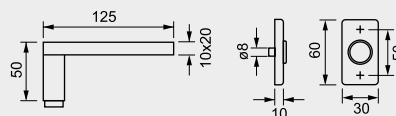
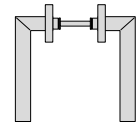

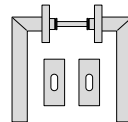

ROSETTA QUADRA
FORO CILINDRO
SQUARE ROSE
CYLINDER HOLE

1068.211B.60

ROSETTA QUADRA
SENZA BOCCHETTE
SQUARE ROSE
WITHOUT ESCUTCHEON

1068.60

BILANCINO
PAIR OF
HANDLES



SOTTOROSETTA
IN PLASTICA

PVC UNDER
CONSTRUCTIONS

1068.276.B.60

ROSETTA RETTANGOLARE
FORO CHIAVE
RECTANGULAR
ROSE KEY HOLE

1068.276.Z.60

ROSETTA RETTANGOLARE
FORO CILINDRO
RECTANGULAR ROSE
CYLINDER HOLE

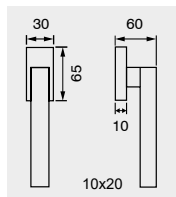
1068.276.60

ROSETTA RETTANGOLARE
SENZA BOCCHETTE
RECTANGULAR ROSE
WITHOUT ESCUTCHEON



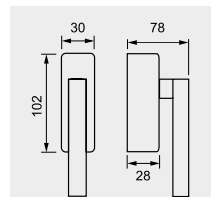
1068.DKR.60

MANIGLIA DK
WINDOW HANDLE

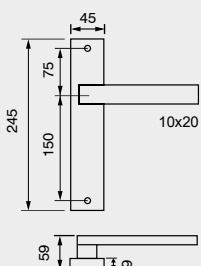


1068.DKS.60

MANIGLIA DK DI SICUREZZA
SAFETY WINDOW HANDLE

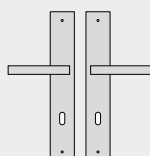


COPPIA MANIGLIE SU PLACCA C/C DA SPECIFICARE - PAIR OF DOOR HANDLES ON PLATE (C/C SIZE TO SPECIFY)



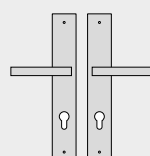
1068.212.B.60

PLACCA
FORO CHIAVE
KEY HOLE PLATE




1068.212.Z.60

PLACCA
FORO CILINDRO
CYLINDER HOLE PLATE



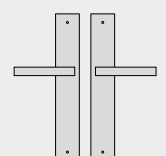
1068.212.W.60

PLACCA CON
NOTTOLINO WC
PLATE WITH PRIVACY KNOB



1068.212.60

PLACCA
CIECA
BLIND PLATE



FINITURE
A RICHIESTA
FINISHES
ON REQUEST

F61
INOX LUCIDO
POLISHED S. STEEL

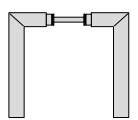
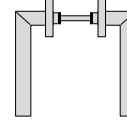
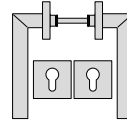
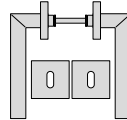
F NO
NERO OPACO RAL 9005
MATT BLACK RAL 9005

F BO
BIANCO OPACO RAL 9016
OPAQUE WHITE RAL 9016

F BL
BIANCO LUCIDO RAL 9010
GLOSSY WHITE RAL 9010

MANIGLIE - HANDLES

MATERIAL	MATERIAL	INOX AISI 304	INOX AISI 316	FINITURA	FINISH	F60	F62	INOX SATINATO	SATIN S. STEEL
----------	----------	----------------------	----------------------	----------	--------	------------	------------	---------------	----------------



SOTTOROSETTA IN PLASTICA *PVC UNDER CONSTRUCTIONS*

102K.211B.B.60

ROSETTA QUADRA FORO CHIAVE
SQUARE ROSE KEY HOLE

102K.211B.Z.60

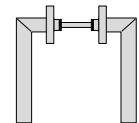

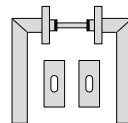
ROSETTA QUADRA FORO CILINDRO
SQUARE ROSE CYLINDER HOLE

102K.211B.60

ROSETTA QUADRA SENZA BOCCHETTE
SQUARE ROSE WITHOUT ESCUTCHEON

102K.60

BILANCINO
PAIR OF HANDLES



SOTTOROSETTA IN PLASTICA *PVC UNDER CONSTRUCTIONS*

102K.276.B.60

ROSETTA RETTANGOLARE FORO CHIAVE
RECTANGULAR ROSE KEY HOLE

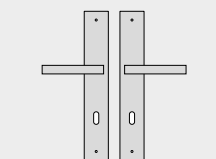
102K.276.Z.60

ROSETTA RETTANGOLARE FORO CILINDRO
RECTANGULAR ROSE CYLINDER HOLE

102K.276.60

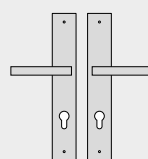
ROSETTA RETTANGOLARE SENZA BOCCHETTE
RECTANGULAR ROSE WITHOUT ESCUTCHEON

COPPIA MANIGLIE SU PLACCA C/C DA SPECIFICARE - PAIR OF DOOR HANDLES ON PLATE (C/C SIZE TO SPECIFY)



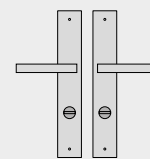
102K.212.B.60

PLACCA FORO CHIAVE
KEY HOLE PLATE



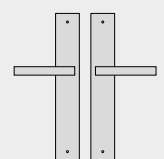
102K.212.Z.60

PLACCA FORO CILINDRO
CYLINDER HOLE PLATE



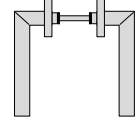
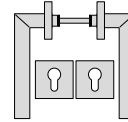
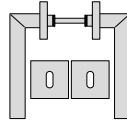
102K.212.W.60

PLACCA CON NOTTOLINO WC
PLATE WITH PRIVACY KNOB


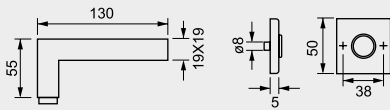


102K.212.60

PLACCA CIECA
BLIND PLATE



H5



SOTTOROSETTA
IN METALLO

METAL UNDER
CONSTRUCTIONS

102K.206.CM.B.60

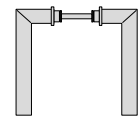
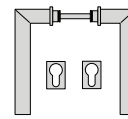
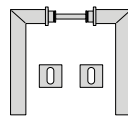
ROSETTA QUADRA
FORO CHIAVE
SQUARE ROSE
KEY HOLE

102K.206.CM.Z.60

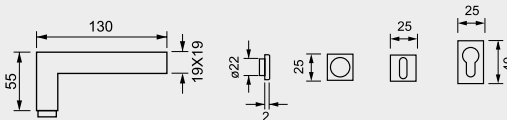
ROSETTA QUADRA
FORO CILINDRO
SQUARE ROSE
CYLINDER HOLE

102K.206.CM.60

ROSETTA QUADRA
SENZA BOCCHETTE
SQUARE ROSE
WITHOUT ESCUTCHEON



MINI



102K.243.B.60

ROSETTA QUADRA
FORO CHIAVE
SQUARE ROSE
KEY HOLE

102K.243.Z.60

ROSETTA QUADRA
FORO CILINDRO
SQUARE ROSE
CYLINDER HOLE

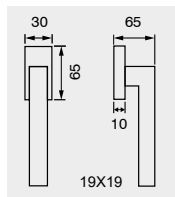
102K.243.60

ROSETTA QUADRA
SENZA BOCCHETTE
SQUARE ROSE
WITHOUT ESCUTCHEON



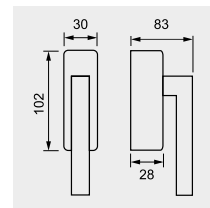
102K.DKR.60

MANIGLIA DK
WINDOW HANDLE



102K.DKS.60

MANIGLIA DK DI SICUREZZA
SAFETY WINDOW HANDLE



FINITURE
A RICHIESTA
FINISHES
ON REQUEST

F61
INOX LUCIDO
POLISHED S. STEEL

F NO
NERO OPACO RAL 9005
MATT BLACK RAL 9005

F BO
BIANCO OPACO RAL 9016
OPAQUE WHITE RAL 9016

F BL
BIANCO LUCIDO RAL 9010
GLOSSY WHITE RAL 9010

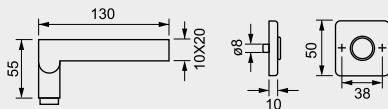
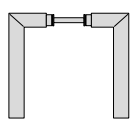
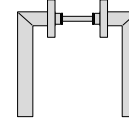
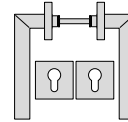
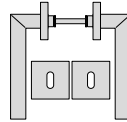
MATERIAL MATERIAL

INOX
AISI 304

FINITURA FINISH

F60

INOX SATINATO SATIN S. STEEL



SOTTOROSSETTA
IN PLASTICA

PVC UNDER
CONSTRUCTIONS

1019.211B.B.60

ROSETTA QUADRA
FORO CHIAVE
SQUARE ROSE
KEY HOLE

1019.211B.Z.60

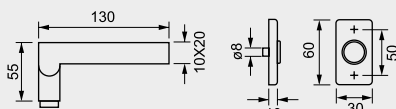
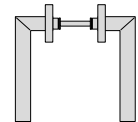

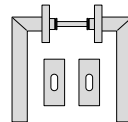
ROSETTA QUADRA
FORO CILINDRO
SQUARE ROSE
CYLINDER HOLE

1019.211B.60

ROSETTA QUADRA
SENZA BOCCHETTE
SQUARE ROSE
WITHOUT ESCUTCHEON

1019.60

BILANCINO
PAIR OF
HANDLES



SOTTOROSSETTA
IN PLASTICA

PVC UNDER
CONSTRUCTIONS

1019.276.B.60

ROSETTA RETTANGOLARE
FORO CHIAVE
RECTANGULAR
ROSE KEY HOLE

1019.276.Z.60

ROSETTA RETTANGOLARE
FORO CILINDRO
RECTANGULAR ROSE
CYLINDER HOLE

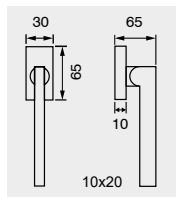
1019.276.60

ROSETTA RETTANGOLARE
SENZA BOCCHETTE
RECTANGULAR ROSE
WITHOUT ESCUTCHEON



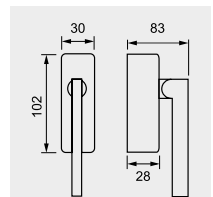
1019.DKR.60

MANIGLIA DK
WINDOW HANDLE

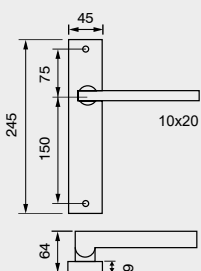


1019.DKS.60

MANIGLIA DK DI SICUREZZA
SAFETY WINDOW HANDLE

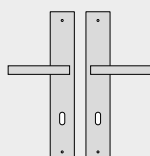


COPPIA MANIGLIE SU PLACCA C/C DA SPECIFICARE - PAIR OF DOOR HANDLES ON PLATE (C/C SIZE TO SPECIFY)



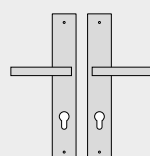
1019.212.B.60

PLACCA
FORO CHIAVE
KEY HOLE PLATE




1019.212.Z.60

PLACCA
FORO CILINDRO
CYLINDER HOLE PLATE



1019.212.W.60

PLACCA CON
NOTTOLINO WC
PLATE WITH PRIVACY KNOB



1019.212.60

PLACCA
CIECA
BLIND PLATE

FINITURE
A RICHIESTA
FINISHES
ON REQUEST

F61
INOX LUCIDO
POLISHED S. STEEL

F NO
NERO OPACO RAL 9005
MATT BLACK RAL 9005

F BO
BIANCO OPACO RAL 9016
OPAQUE WHITE RAL 9016

F BL
BIANCO LUCIDO RAL 9010
GLOSSY WHITE RAL 9010



MATERIAL MATERIAL

**INOX
AISI 304**

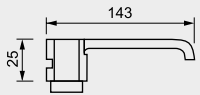
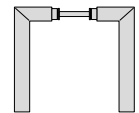
FINITURA FINISH

F60

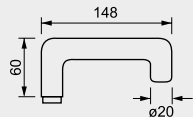
INOX SATINATO SATIN S. STEEL



MOVIMENTO APERTURA - OPENING MOVEMENT



+



101.Q9.18L28.60

BILANCINO

PAIR OF
HANDLES

FERRO - SPINDLE \sphericalangle 9



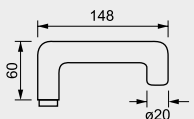
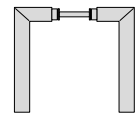
MATERIAL MATERIAL

**INOX
AISI 304**

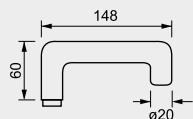
FINITURA FINISH

F60

INOX SATINATO SATIN S. STEEL



+



101.101.Q9.60

BILANCINO

PAIR OF
HANDLES

FERRO - SPINDLE \sphericalangle 9



INOX PROJECT

MANIGLIONI ALZANTI

*LIFT AND SLIDE
PULL HANDLES*



Linea

ROUND

SQUARE

MATERIAL MATERIAL

INOX AISI 304

INOX AISI 316

FINITURA FINISH

F60

F62

INOX SATINATO SATIN S. STEEL



101.AL01.60

ALZANTE

LIFT AND SLIDE
WINDOW HANDLE



101.AL04.60

ALZANTE
FORO CILINDRO

LIFT AND SLIDE
WINDOW HANDLE WITH
PLATE CYLINDER HOLE



101.AL02.60

ALZANTE CON NICCHIA

LIFT AND SLIDE
WINDOW HANDLE
WITH FLUSH NICHE



101.AL05.60

ALZANTE FORO CILINDRO
CON NICCHIA

LIFT AND SLIDE WINDOW
HANDLE WITH PLATE
CYLINDER HOLE
AND FLUSH NICHE



101.AL03.60

COPPIA ALZANTI

PAIR OF LIFT AND SLIDE
WINDOW HANDLES

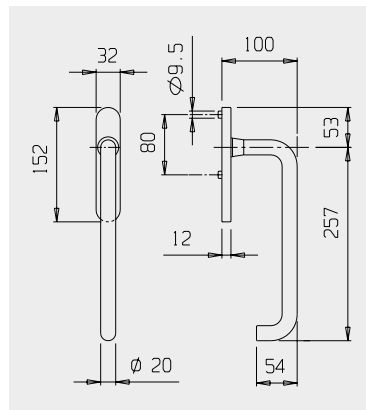
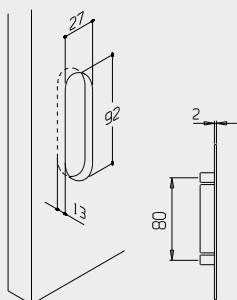


101.AL06.60

COPPIA ALZANTI
FORO CILINDRO

PAIR OF LIFT AND SLIDE
WINDOW HANDLES WITH
PLATE CYLINDER HOLE

FRESATURA PER NICCHIA
MILLING FOR FLUSH HANDLE



MATERIAL MATERIAL

INOX AISI 304

INOX AISI 316

FINITURA FINISH

F60

F62

INOX SATINATO SATIN S. STEEL



ARTICOLO A RICHIESTA
ARTICLE ON REQUEST

102.AL.RI.60

ALTEZZA IMPUGNATURA
RIDOTTA
LOW HANDLE HEIGHT



102.AL01.60

ALZANTE
LIFT AND SLIDE
WINDOW HANDLE



102.AL04.60

ALZANTE
FORO CILINDRO
LIFT AND SLIDE
WINDOW HANDLE WITH
PLATE CYLINDER HOLE



102.AL02.60

ALZANTE CON NICCHIA
LIFT AND SLIDE
WINDOW HANDLE
WITH FLUSH NICHE



102.AL05.60

ALZANTE FORO CILINDRO
CON NICCHIA
LIFT AND SLIDE WINDOW
HANDLE WITH PLATE
CYLINDER HOLE
AND FLUSH NICHE



102.AL03.60

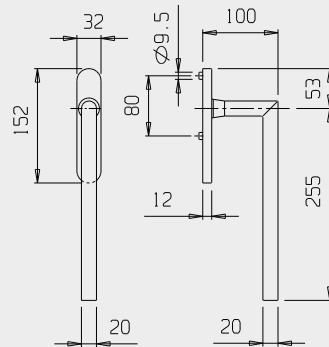
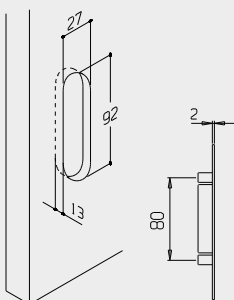
COPPIA ALZANTI
PAIR OF LIFT AND SLIDE
WINDOW HANDLES



102.AL06.60

COPPIA ALZANTI
FORO CILINDRO
PAIR OF LIFT AND SLIDE
WINDOW HANDLES WITH
PLATE CYLINDER HOLE

FRESATURA PER NICCHIA
MILLING FOR FLUSH HANDLE



FINITURE
A RICHIESTA
FINISHES
ON REQUEST

F61
INOX LUCIDO
POLISHED S. STEEL

F NO
NERO OPACO RAL 9005
MATT BLACK RAL 9005

F BO
BIANCO OPACO RAL 9016
OPAQUE WHITE RAL 9016

F BL
BIANCO LUCIDO RAL 9010
GLOSSY WHITE RAL 9010

MATERIAL MATERIAL

INOX
AISI 304

INOX
AISI 316

FINITURA FINISH

F60

F62

INOX SATINATO SATIN S. STEEL



103.AL01.60

ALZANTE

LIFT AND SLIDE
WINDOW HANDLE



103.AL04.60

ALZANTE
FORO CILINDRO

LIFT AND SLIDE
WINDOW HANDLE WITH
PLATE CYLINDER HOLE



103.AL02.60

ALZANTE CON NICCHIA

LIFT AND SLIDE
WINDOW HANDLE
WITH FLUSH NICHE



103.AL05.60

ALZANTE FORO CILINDRO
CON NICCHIA

LIFT AND SLIDE WINDOW
HANDLE WITH PLATE
CYLINDER HOLE
AND FLUSH NICHE



103.AL03.60

COPPIA ALZANTI

PAIR OF LIFT AND SLIDE
WINDOW HANDLES

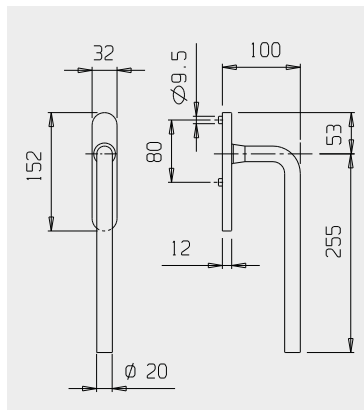
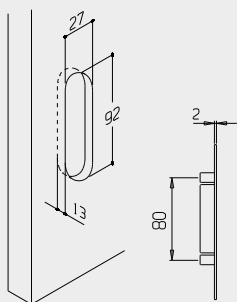


103.AL06.60

COPPIA ALZANTI
FORO CILINDRO

PAIR OF LIFT AND SLIDE
WINDOW HANDLES WITH
PLATE CYLINDER HOLE

FRESATURA PER NICCHIA
MILLING FOR FLUSH HANDLE





INOX PROJECT

MANIGLIE PER
PORTA D'ENTRATA

ENTRANCE DOORS



MATERIAL MATERIAL

**INOX
AISI 304**

FINITURA FINISH

F60

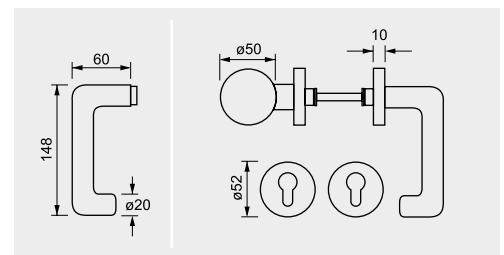
INOX SATINATO SATIN S. STEEL



PZW.101.236.326.60

POMOLO FISSO
MANIGLIA AMBIDESTRA
ROSETTA TONDA
FORO CILINDRO

FIXED KNOB
DOUBLE VERSE FUNCTION HANDLE
ROUND ROSE
CYLINDER HOLE



MATERIAL MATERIAL

**INOX
AISI 304**

FINITURA FINISH

F60

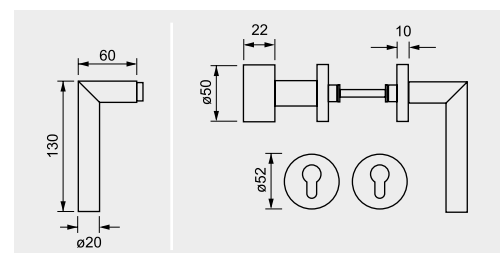
INOX SATINATO SATIN S. STEEL



PZW.102.236.327.60

POMOLO FISSO
MANIGLIA AMBIDESTRA
ROSETTA TONDA
FORO CILINDRO

FIXED KNOB
DOUBLE VERSE FUNCTION HANDLE
ROUND ROSE
CYLINDER HOLE



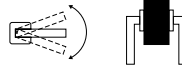

MATERIAL MATERIAL

**INOX
AISI 304**

FINITURA FINISH

F60

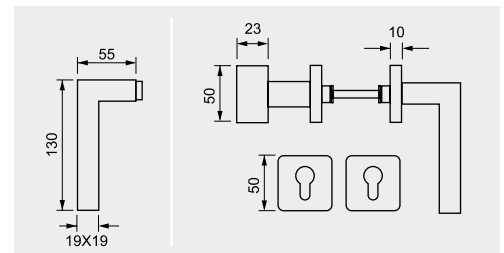
INOX SATINATO SATIN S. STEEL



PZW.102K.211B.329K.60

POMOLO FISSO
MANIGLIA AMBIDESTRA
ROSETTA QUADRA
FORO CILINDRO

FIXED KNOB
DOUBLE VERSE FUNCTION HANDLE
SQUARE ROSE
CYLINDER HOLE



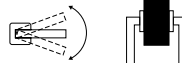
MATERIAL MATERIAL

**INOX
AISI 304**

FINITURA FINISH

F60

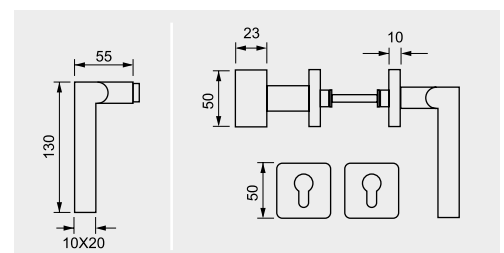
INOX SATINATO SATIN S. STEEL



PZW.1019.211B.329K.60

POMOLO FISSO
MANIGLIA AMBIDESTRA
ROSETTA QUADRA
FORO CILINDRO

FIXED KNOB
DOUBLE VERSE FUNCTION HANDLE
SQUARE ROSE
CYLINDER HOLE



MATERIAL MATERIAL

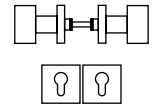
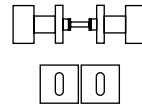
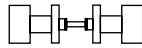
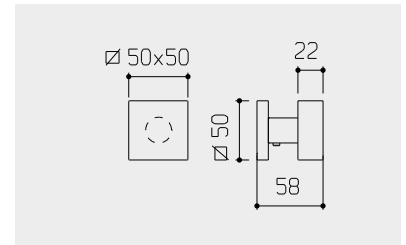
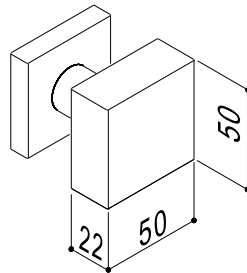
**INOX
AISI 304**

FINITURA FINISH

F60

INOX SATINATO SATIN S. STEEL

POMOLO CENTRATO
CENTERED KNOB



327K 211B 60

POMOLO SINGOLO FISSO
CON ROSETTA QUADRA

*SINGLE FIXED KNOB
WITH SQUARE ROSE*

327K 02 211B 60

COPPIA POMOLI GIREVOLI
CON ROSETTA QUADRA
SENZA BOCCHETTE

*PAIR OF TURNABLE KNOBS
WITH SQUARE ROSE
WITHOUT ESCUTCHEON*

327K 02 211B B 60

COPPIA POMOLI GIREVOLI
CON ROSETTA QUADRA
E BOCCHETTE FORO CHIAVE

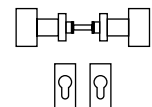
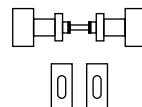
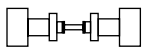
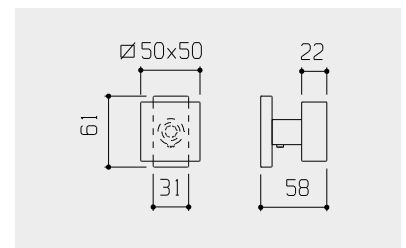
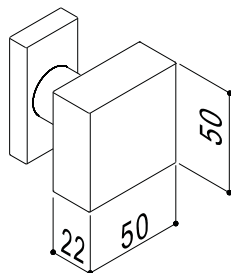
*PAIR OF TURNABLE KNOBS
WITH SQUARE ROSE
AND KEY HOLE ESCUTCHEON*

327K 02 211B Z 60

COPPIA POMOLI GIREVOLI
CON ROSETTA QUADRA
E BOCCHETTE FORO CILINDRO

*PAIR OF TURNABLE KNOBS
WITH SQUARE ROSE
AND CYLINDER HOLE ESCUTCHEON*

POMOLO CENTRATO
CENTERED KNOB



327K 276 60

POMOLO SINGOLO FISSO
CON ROSETTA RETTANGOLARE

*SINGLE FIXED KNOB
WITH RECTANGULAR ROSE*

327K 02 276 60

COPPIA POMOLI GIREVOLI
CON ROSETTA RETTANGOLARE
SENZA BOCCHETTE

*PAIR OF TURNABLE KNOBS
WITH RECTANGULAR ROSE
WITHOUT ESCUTCHEON*

327K 02 276 B 60

COPPIA POMOLI GIREVOLI
CON ROSETTA RETTANGOLARE
E BOCCHETTE FORO CHIAVE

*PAIR OF TURNABLE KNOBS
WITH RECTANGULAR ROSE
AND KEY HOLE ESCUTCHEON*

327K 02 276 Z 60

COPPIA POMOLI GIREVOLI
CON ROSETTA RETTANGOLARE
E BOCCHETTE FORO CILINDRO

*PAIR OF TURNABLE KNOBS
WITH RECTANGULAR ROSE
AND CYLINDER HOLE ESCUTCHEON*

MATERIAL MATERIAL

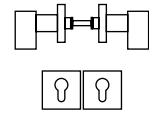
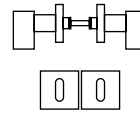
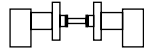
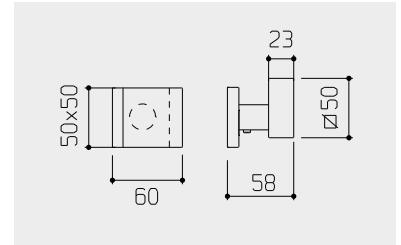
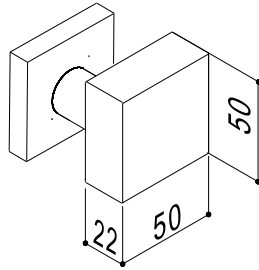
**INOX
AISI 304**

FINITURA FINISH

F60

INOX SATINATO SATIN S. STEEL

POMOLO DECENTRATO
OFFSET KNOB



327KS 211B 60

POMOLO SINGOLO FISSO
CON ROSETTA QUADRA

*SINGLE FIXED KNOB
WITH SQUARE ROSE*

327KS 02 211B 60

COPPIA POMOLI GIREVOLI
CON ROSETTA QUADRA
SENZA BOCCHETTE

*PAIR OF TURNABLE KNOBS
WITH SQUARE ROSE
WITHOUT ESCUTCHEON*

327KS 02 211B B 60

COPPIA POMOLI GIREVOLI
CON ROSETTA QUADRA
E BOCCHETTE FORO CHIAVE

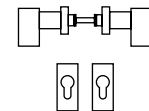
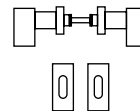
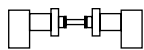
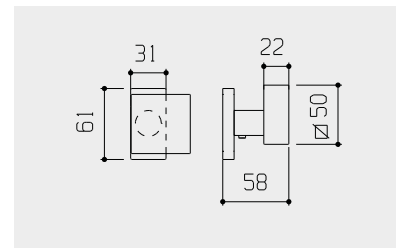
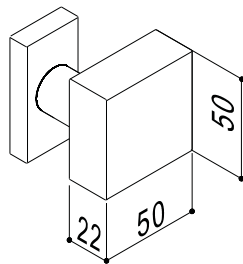
*PAIR OF TURNABLE KNOBS
WITH SQUARE ROSE
AND KEY HOLE ESCUTCHEON*

327KS 02 211B Z 60

COPPIA POMOLI GIREVOLI
CON ROSETTA QUADRA
E BOCCHETTE FORO CILINDRO

*PAIR OF TURNABLE KNOBS
WITH SQUARE ROSE
AND CYLINDER HOLE ESCUTCHEON*

POMOLO DECENTRATO
OFFSET KNOB



327KS 276 60

POMOLO SINGOLO FISSO
CON ROSETTA RETTANGOLARE

*SINGLE FIXED KNOB
WITH RECTANGULAR ROSE*

327KS 02 276 60

COPPIA POMOLI GIREVOLI
CON ROSETTA RETTANGOLARE
SENZA BOCCHETTE

*PAIR OF TURNABLE KNOBS
WITH RECTANGULAR ROSE
WITHOUT ESCUTCHEON*

327KS 02 276 B 60

COPPIA POMOLI GIREVOLI
CON ROSETTA RETTANGOLARE
E BOCCHETTE FORO CHIAVE

*PAIR OF TURNABLE KNOBS
WITH RECTANGULAR ROSE
AND KEY HOLE ESCUTCHEON*

327KS 02 276 Z 60

COPPIA POMOLI GIREVOLI
CON ROSETTA RETTANGOLARE
E BOCCHETTE FORO CILINDRO

*PAIR OF TURNABLE KNOBS
WITH RECTANGULAR ROSE
AND CYLINDER HOLE ESCUTCHEON*

MATERIAL MATERIAL

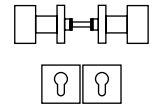
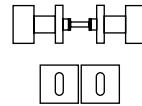
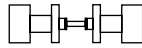
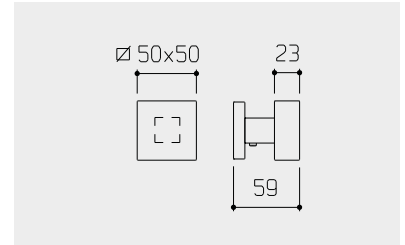
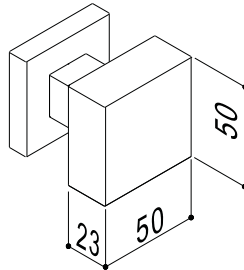
**INOX
AISI 304**

FINITURA FINISH

F60

INOX SATINATO SATIN S. STEEL

POMOLO CENTRATO
CENTERED KNOB



329K 211B 60

POMOLO SINGOLO FISSO
CON ROSETTA QUADRA

*SINGLE FIXED KNOB
WITH SQUARE ROSE*

329K 02 211B 60

COPPIA POMOLI GIREVOLI
CON ROSETTA QUADRA
SENZA BOCCHETTE

*PAIR OF TURNABLE KNOBS
WITH SQUARE ROSE
WITHOUT ESCUTCHEON*

329K 02 211B B 60

COPPIA POMOLI GIREVOLI
CON ROSETTA QUADRA
E BOCCHETTE FORO CHIAVE

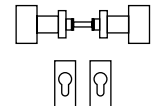
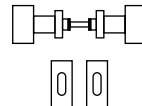
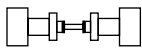
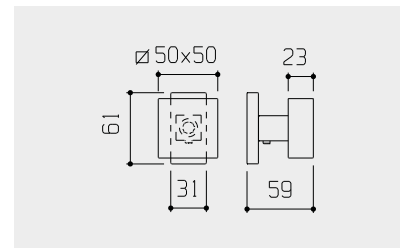
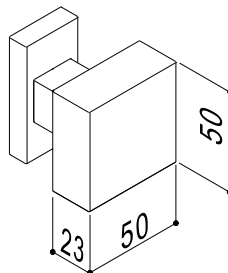
*PAIR OF TURNABLE KNOBS
WITH SQUARE ROSE
AND KEY HOLE ESCUTCHEON*

329K 02 211B Z 60

COPPIA POMOLI GIREVOLI
CON ROSETTA QUADRA
E BOCCHETTE FORO CILINDRO

*PAIR OF TURNABLE KNOBS
WITH SQUARE ROSE
AND CYLINDER HOLE ESCUTCHEON*

POMOLO CENTRATO
CENTERED KNOB



329K 276 60

POMOLO SINGOLO FISSO
CON ROSETTA RETTANGOLARE

*SINGLE FIXED KNOB
WITH RECTANGULAR ROSE*

329K 02 276 60

COPPIA POMOLI GIREVOLI
CON ROSETTA RETTANGOLARE
SENZA BOCCHETTE

*PAIR OF TURNABLE KNOBS
WITH RECTANGULAR ROSE
WITHOUT ESCUTCHEON*

329K 02 276 B 60

COPPIA POMOLI GIREVOLI
CON ROSETTA RETTANGOLARE
E BOCCHETTE FORO CHIAVE

*PAIR OF TURNABLE KNOBS
WITH RECTANGULAR ROSE
AND KEY HOLE ESCUTCHEON*

329K 02 276 Z 60

COPPIA POMOLI GIREVOLI
CON ROSETTA RETTANGOLARE
E BOCCHETTE FORO CILINDRO

*PAIR OF TURNABLE KNOBS
WITH RECTANGULAR ROSE
AND CYLINDER HOLE ESCUTCHEON*

MATERIAL MATERIAL

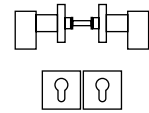
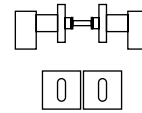
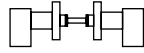
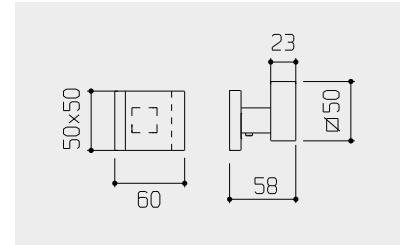
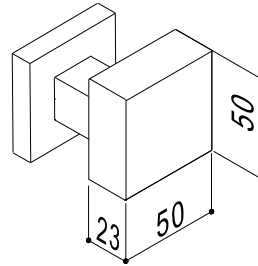
**INOX
AISI 304**

FINITURA FINISH

F60

INOX SATINATO SATIN S. STEEL

POMOLO DECENTRATO
OFFSET KNOB



329KS 211B 60

POMOLO SINGOLO FISSO
CON ROSETTA QUADRA

*SINGLE FIXED KNOB
WITH SQUARE ROSE*

329KS 02 211B 60

COPPIA POMOLI GIREVOLI
CON ROSETTA QUADRA
SENZA BOCCHETTE

*PAIR OF TURNABLE KNOBS
WITH SQUARE ROSE
WITHOUT ESCUTCHEON*

329KS 02 211B B 60

COPPIA POMOLI GIREVOLI
CON ROSETTA QUADRA
E BOCCHETTE FORO CHIAVE

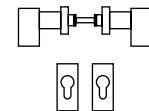
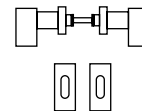
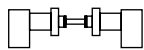
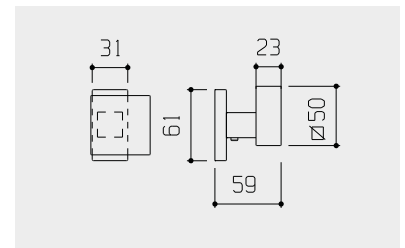
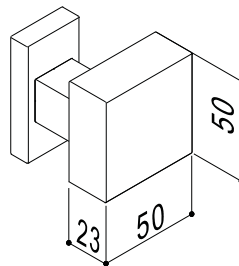
*PAIR OF TURNABLE KNOBS
WITH SQUARE ROSE
AND KEY HOLE ESCUTCHEON*

329KS 02 211B Z 60

COPPIA POMOLI GIREVOLI
CON ROSETTA QUADRA
E BOCCHETTE FORO CILINDRO

*PAIR OF TURNABLE KNOBS
WITH SQUARE ROSE
AND CYLINDER HOLE ESCUTCHEON*

POMOLO DECENTRATO
OFFSET KNOB



329KS 276 60

POMOLO SINGOLO FISSO
CON ROSETTA RETTANGOLARE

*SINGLE FIXED KNOB
WITH RECTANGULAR ROSE*

329KS 02 276 60

COPPIA POMOLI GIREVOLI
CON ROSETTA RETTANGOLARE
SENZA BOCCHETTE

*PAIR OF TURNABLE KNOBS
WITH RECTANGULAR ROSE
WITHOUT ESCUTCHEON*

329KS 02 276 B 60

COPPIA POMOLI GIREVOLI
CON ROSETTA RETTANGOLARE
E BOCCHETTE FORO CHIAVE

*PAIR OF TURNABLE KNOBS
WITH RECTANGULAR ROSE
AND KEY HOLE ESCUTCHEON*

329KS 02 276 Z 60

COPPIA POMOLI GIREVOLI
CON ROSETTA RETTANGOLARE
E BOCCHETTE FORO CILINDRO

*PAIR OF TURNABLE KNOBS
WITH RECTANGULAR ROSE
AND CYLINDER HOLE ESCUTCHEON*

MATERIAL MATERIAL

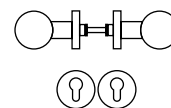
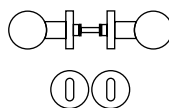
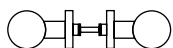
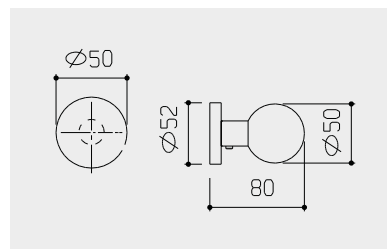
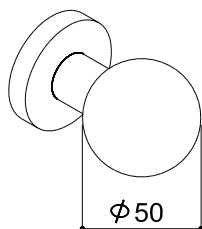
INOX
AISI 304

FINITURA FINISH

F60

INOX SATINATO SATIN S. STEEL

POMOLO CENTRATO
CENTERED KNOB



326 236 60

POMOLO SINGOLO FISSO
CON ROSETTA TONDA

SINGLE FIXED KNOB
WITH ROUND ROSE

326 02 236 60

COPPIA POMOLI GIREVOLI
CON ROSETTA TONDA
SENZA BOCCHETTE

PAIR OF TURNABLE KNOBS
WITH ROUND ROSE
WITHOUT ESCUTCHEON

326 02 236 B 60

COPPIA POMOLI GIREVOLI
CON ROSETTA TONDA
E BOCCHETTE FORO CHIAVE

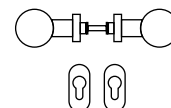
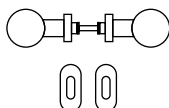
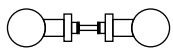
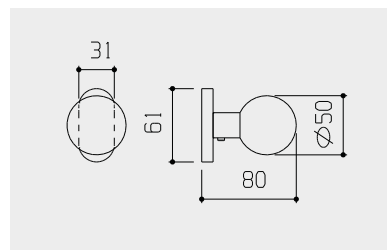
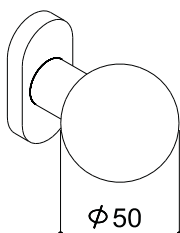
PAIR OF TURNABLE KNOBS
WITH ROUND ROSE
AND KEY HOLE ESCUTCHEON

326 02 236 Z 60

COPPIA POMOLI GIREVOLI
CON ROSETTA TONDA
E BOCCHETTE FORO CILINDRO

PAIR OF TURNABLE KNOBS
WITH ROUND ROSE
AND CYLINDER HOLE ESCUTCHEON

POMOLO CENTRATO
CENTERED KNOB



326 277 60

POMOLO SINGOLO FISSO
CON ROSETTA OVALE

SINGLE FIXED KNOB
WITH OVAL ROSE

326 02 277 60

COPPIA POMOLI GIREVOLI
CON ROSETTA OVALE
SENZA BOCCHETTE

PAIR OF TURNABLE KNOBS
WITH OVAL ROSE
WITHOUT ESCUTCHEON

326 02 277 B 60

COPPIA POMOLI GIREVOLI
CON ROSETTA OVALE
E BOCCHETTE FORO CHIAVE

PAIR OF TURNABLE KNOBS
WITH OVAL ROSE
AND KEY HOLE ESCUTCHEON

326 02 277 Z 60

COPPIA POMOLI GIREVOLI
CON ROSETTA OVALE
E BOCCHETTE FORO CILINDRO

PAIR OF TURNABLE KNOBS
WITH OVAL ROSE
AND CYLINDER HOLE ESCUTCHEON

MATERIAL MATERIAL

**INOX
AISI 304**

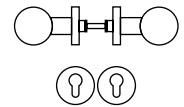
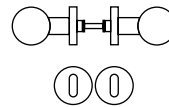
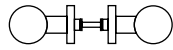
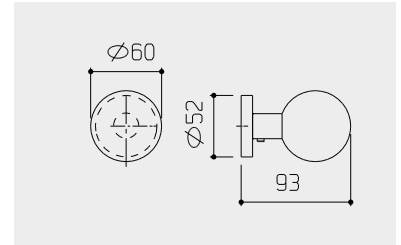
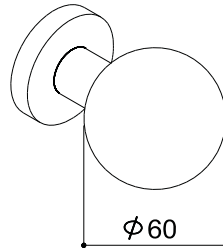
FINITURA FINISH

F60

INOX SATINATO SATIN S. STEEL



POMOLO CENTRATO
CENTERED KNOB



360 236 60

POMOLO SINGOLO FISSO
CON ROSETTA TONDA

SINGLE FIXED KNOB
WITH ROUND ROSE

360 02 236 60

COPPIA POMOLI GIREVOLI
CON ROSETTA TONDA
SENZA BOCCHETTE

PAIR OF TURNABLE KNOBS
WITH ROUND ROSE
WITHOUT ESCUTCHEON

360 02 236 B 60

COPPIA POMOLI GIREVOLI
CON ROSETTA TONDA
E BOCCHETTE FORO CHIAVE

PAIR OF TURNABLE KNOBS
WITH ROUND ROSE
AND KEY HOLE ESCUTCHEON

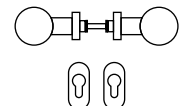
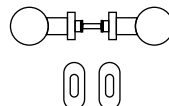
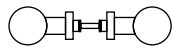
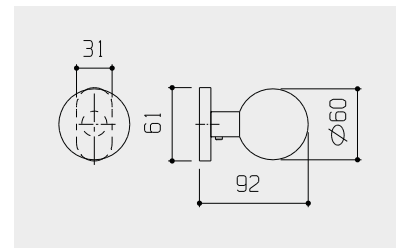
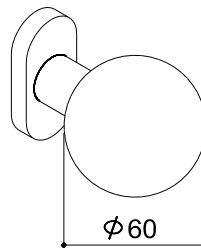
360 02 236 Z 60

COPPIA POMOLI GIREVOLI
CON ROSETTA TONDA
E BOCCHETTE FORO CILINDRO

PAIR OF TURNABLE KNOBS
WITH ROUND ROSE
AND CYLINDER HOLE ESCUTCHEON



POMOLO CENTRATO
CENTERED KNOB



360 277 60

POMOLO SINGOLO FISSO
CON ROSETTA OVALE

SINGLE FIXED KNOB
WITH OVAL ROSE

360 02 277 60

COPPIA POMOLI GIREVOLI
CON ROSETTA OVALE
SENZA BOCCHETTE

PAIR OF TURNABLE KNOBS
WITH OVAL ROSE
S/ESCUTCHEON

360 02 277 B 60

COPPIA POMOLI GIREVOLI
CON ROSETTA OVALE
E BOCCHETTE FORO CHIAVE

PAIR OF TURNABLE KNOBS
WITH OVAL ROSE
AND KEY HOLE ESCUTCHEON

360 02 277 Z 60

COPPIA POMOLI GIREVOLI
CON ROSETTA OVALE
E BOCCHETTE FORO CILINDRO

PAIR OF TURNABLE KNOBS
WITH OVAL ROSE
AND CYLINDER HOLE ESCUTCHEON

MATERIAL MATERIAL

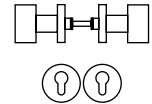
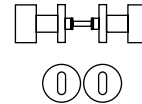
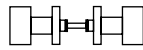
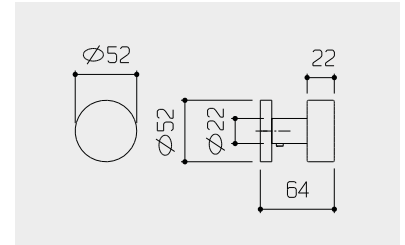
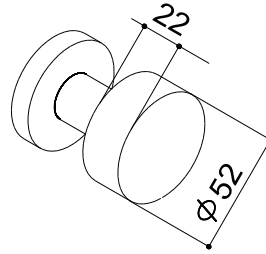
INOX
AISI 304

FINITURA FINISH

F60

INOX SATINATO SATIN S. STEEL

POMOLO CENTRATO
CENTERED KNOB



327 236 60

POMOLO SINGOLO FISSO
CON ROSETTA TONDA

SINGLE FIXED KNOB
WITH ROUND ROSE

327 02 236 60

COPPIA POMOLI GIREVOLI
CON ROSETTA TONDA
SENZA BOCCHETTE

PAIR OF TURNABLE KNOBS
WITH ROUND ROSE
WITHOUT ESCUTCHEON

327 02 236 B 60

COPPIA POMOLI GIREVOLI
CON ROSETTA TONDA
E BOCCHETTE FORO CHIAVE

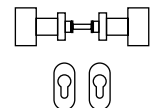
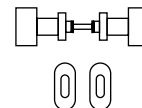
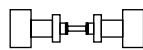
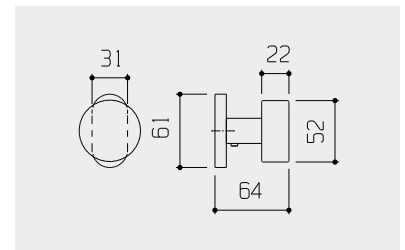
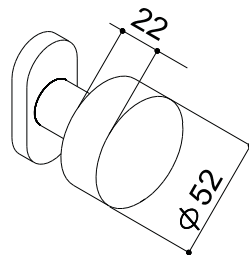
PAIR OF TURNABLE KNOBS
WITH ROUND ROSE
AND KEY HOLE ESCUTCHEON

327 02 236 Z 60

COPPIA POMOLI GIREVOLI
CON ROSETTA TONDA
E BOCCHETTE FORO CILINDRO

PAIR OF TURNABLE KNOBS
WITH ROUND ROSE
AND CYLINDER HOLE ESCUTCHEON

POMOLO CENTRATO
CENTERED KNOB



327 277 60

POMOLO SINGOLO FISSO
CON ROSETTA OVALE

SINGLE FIXED KNOB
WITH OVAL ROSE

327 02 277 60

COPPIA POMOLI GIREVOLI
CON ROSETTA OVALE
SENZA BOCCHETTE

PAIR OF TURNABLE KNOBS
WITH OVAL ROSE
WITHOUT ESCUTCHEON

327 02 277 B 60

COPPIA POMOLI GIREVOLI
CON ROSETTA OVALE
E BOCCHETTE FORO CHIAVE

PAIR OF TURNABLE KNOBS
WITH OVAL ROSE
AND KEY HOLE ESCUTCHEON

327 02 277 Z 60

COPPIA POMOLI GIREVOLI
CON ROSETTA OVALE
E BOCCHETTE FORO CILINDRO

PAIR OF TURNABLE KNOBS
WITH OVAL ROSE
AND CYLINDER HOLE ESCUTCHEON

MATERIAL MATERIAL

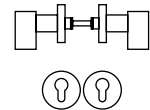
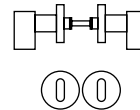
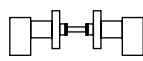
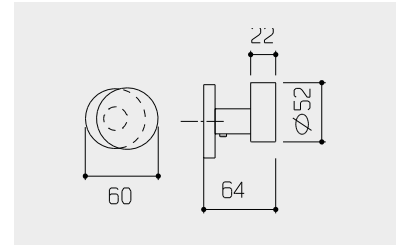
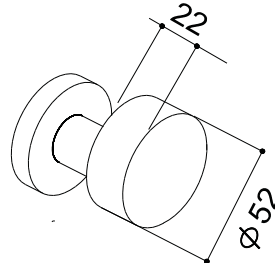
**INOX
AISI 304**

FINITURA FINISH

F60

INOX SATINATO SATIN S. STEEL

POMOLO DECENTRATO
OFFSET KNOB



327GK 236 60

POMOLO SINGOLO FISSO
CON ROSETTA TONDA

*SINGLE FIXED KNOB
WITH ROUND ROSE*

327GK 02 236 60

COPPIA POMOLI GIREVOLI
CON ROSETTA TONDA
SENZA BOCCHETTE

*PAIR OF TURNABLE KNOBS
WITH ROUND ROSE
WITHOUT ESCUTCHEON*

327GK 02 236 B 60

COPPIA POMOLI GIREVOLI
CON ROSETTA TONDA
E BOCCHETTE FORO CHIAVE

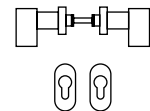
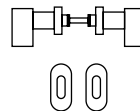
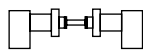
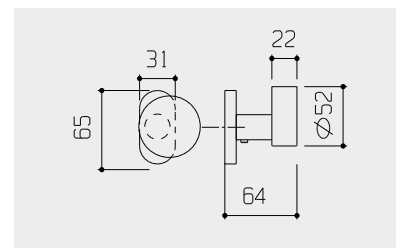
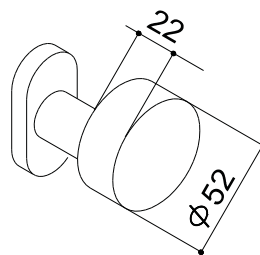
*PAIR OF TURNABLE KNOBS
WITH ROUND ROSE
AND KEY HOLE ESCUTCHEON*

327GK 02 236 Z 60

COPPIA POMOLI GIREVOLI
CON ROSETTA TONDA
E BOCCHETTE FORO CILINDRO

*PAIR OF TURNABLE KNOBS
WITH ROUND ROSE
AND CYLINDER HOLE ESCUTCHEON*

POMOLO DECENTRATO
OFFSET KNOB



327GK 277 60

POMOLO SINGOLO FISSO
CON ROSETTA OVALE

*SINGLE FIXED KNOB
WITH OVAL ROSE*

327GK 02 277 60

COPPIA POMOLI GIREVOLI
CON ROSETTA OVALE
SENZA BOCCHETTE

*PAIR OF TURNABLE KNOBS
WITH OVAL ROSE
S/ESCUTCHEON*

327GK 02 277 B 60

COPPIA POMOLI GIREVOLI
CON ROSETTA OVALE
E BOCCHETTE FORO CHIAVE

*PAIR OF TURNABLE KNOBS
WITH OVAL ROSE
AND KEY HOLE ESCUTCHEON*

327GK 02 277 Z 60

COPPIA POMOLI GIREVOLI
CON ROSETTA OVALE
E BOCCHETTE FORO CILINDRO

*PAIR OF TURNABLE KNOBS
WITH OVAL ROSE
AND CYLINDER HOLE ESCUTCHEON*

MATERIAL MATERIAL

**INOX
AISI 304**

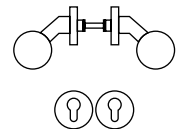
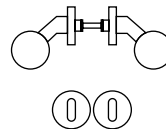
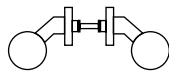
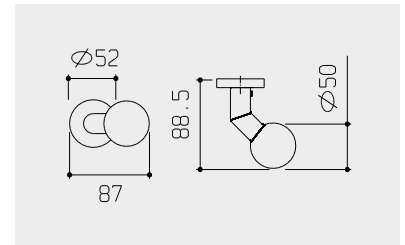
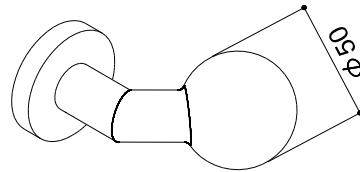
FINITURA FINISH

F60

INOX SATINATO SATIN S. STEEL

POMOLO DECENTRATO

OFFSET KNOB



326GK 236 60

POMOLO SINGOLO FISSO
CON ROSETTA TONDA

SINGLE FIXED KNOB
WITH ROUND ROSE

326GK 02 236 60

COPPIA POMOLI GIREVOLI
CON ROSETTA TONDA
SENZA BOCCHETTE

PAIR OF TURNABLE KNOBS
WITH ROUND ROSE
WITHOUT ESCUTCHEON

326GK 02 236 B 60

COPPIA POMOLI GIREVOLI
CON ROSETTA TONDA
E BOCCHETTE FORO CHIAVE

PAIR OF TURNABLE KNOBS
WITH ROUND ROSE
AND KEY HOLE ESCUTCHEON

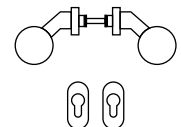
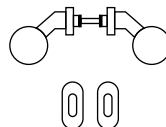
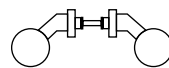
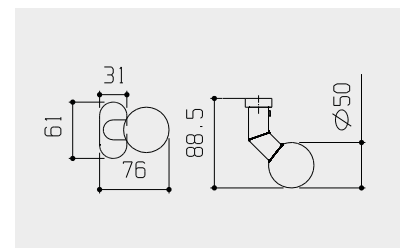
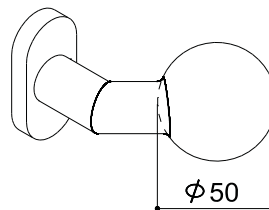
326GK 02 236 Z 60

COPPIA POMOLI GIREVOLI
CON ROSETTA TONDA
E BOCCHETTE FORO CILINDRO

PAIR OF TURNABLE KNOBS
WITH ROUND ROSE
AND CYLINDER HOLE ESCUTCHEON

POMOLO DECENTRATO

OFFSET KNOB



326GK 277 60

POMOLO SINGOLO FISSO
CON ROSETTA OVALE

SINGLE FIXED KNOB
WITH OVAL ROSE

326GK 02 277 60

COPPIA POMOLI GIREVOLI
CON ROSETTA OVALE
SENZA BOCCHETTE

PAIR OF TURNABLE KNOBS
WITH OVAL ROSE
WITHOUT ESCUTCHEON

326GK 02 277 B 60

COPPIA POMOLI GIREVOLI
CON ROSETTA OVALE
E BOCCHETTE FORO CHIAVE

PAIR OF TURNABLE KNOBS
WITH OVAL ROSE
AND KEY HOLE ESCUTCHEON

326GK 02 277 Z 60

COPPIA POMOLI GIREVOLI
CON ROSETTA OVALE
E BOCCHETTE FORO CILINDRO

PAIR OF TURNABLE KNOBS
WITH OVAL ROSE
AND CYLINDER HOLE ESCUTCHEON

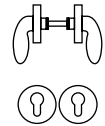
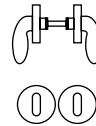
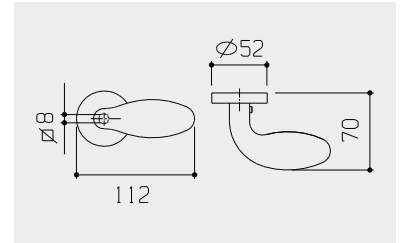
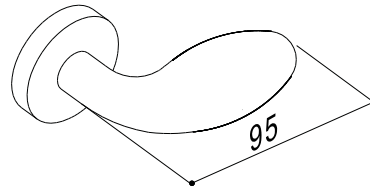
MATERIAL MATERIAL

**INOX
AISI 304**

FINITURA FINISH

F60

INOX SATINATO SATIN S. STEEL



320 236 60

POMOLO SINGOLO FISSO
CON ROSETTA TONDA

*SINGLE FIXED KNOB
WITH ROUND ROSE*

320 02 236 60

COPPIA POMOLI GIREVOLI
CON ROSETTA TONDA
SENZA BOCCHETTE

*PAIR OF TURNABLE KNOBS
WITH ROUND ROSE
WITHOUT ESCUTCHEON*

320 02 236 B 60

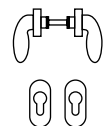
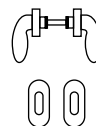
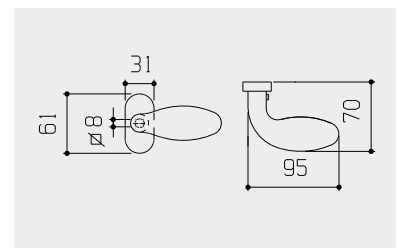
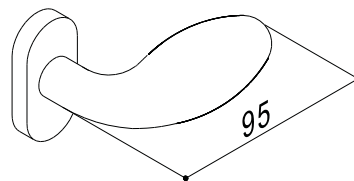
COPPIA POMOLI GIREVOLI
CON ROSETTA TONDA
E BOCCHETTE FORO CHIAVE

*PAIR OF TURNABLE KNOBS
WITH ROUND ROSE
AND KEY HOLE ESCUTCHEON*

320 02 236 Z 60

COPPIA POMOLI GIREVOLI
CON ROSETTA TONDA
E BOCCHETTE FORO CILINDRO

*PAIR OF TURNABLE KNOBS
WITH ROUND ROSE
AND CYLINDER HOLE ESCUTCHEON*



320 277 60

POMOLO SINGOLO FISSO
CON ROSETTA OVALE

*SINGLE FIXED KNOB
WITH OVAL ROSE*

320 02 277 60

COPPIA POMOLI GIREVOLI
CON ROSETTA OVALE
SENZA BOCCHETTE

*PAIR OF TURNABLE KNOBS
WITH OVAL ROSE
S/ESCUTCHEON*

320 02 277 B 60

COPPIA POMOLI GIREVOLI
CON ROSETTA OVALE
E BOCCHETTE FORO CHIAVE

*PAIR OF TURNABLE KNOBS
WITH OVAL ROSE
AND KEY HOLE ESCUTCHEON*

320 02 277 Z 60

COPPIA POMOLI GIREVOLI
CON ROSETTA OVALE
E BOCCHETTE FORO CILINDRO

*PAIR OF TURNABLE KNOBS
WITH OVAL ROSE
AND CYLINDER HOLE ESCUTCHEON*

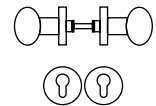
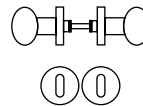
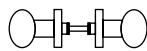
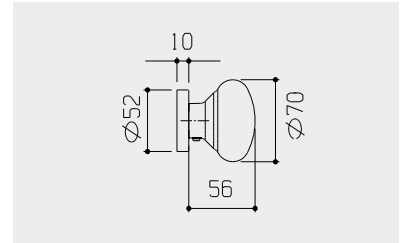
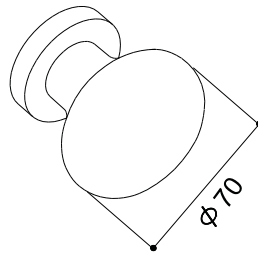
MATERIAL MATERIAL

INOX
AISI 304

FINITURA FINISH

F60

INOX SATINATO SATIN S. STEEL



334 236 60

POMOLO SINGOLO FISSO
CON ROSETTA TONDA

SINGLE FIXED KNOB
WITH ROUND ROSE

334 02 236 60

COPPIA POMOLI GIREVOLI
CON ROSETTA TONDA
SENZA BOCCHETTE

PAIR OF TURNABLE KNOBS
WITH ROUND ROSE
WITHOUT ESCUTCHEON

334 02 236 B 60

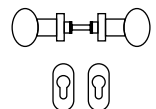
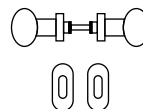
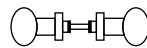
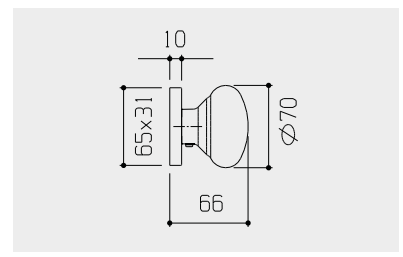

COPPIA POMOLI GIREVOLI
CON ROSETTA TONDA
E BOCCHETTE FORO CHIAVE

PAIR OF TURNABLE KNOBS
WITH ROUND ROSE
AND KEY HOLE ESCUTCHEON

334 02 236 Z 60

COPPIA POMOLI GIREVOLI
CON ROSETTA TONDA
E BOCCHETTE FORO CILINDRO

PAIR OF TURNABLE KNOBS
WITH ROUND ROSE
AND CYLINDER HOLE ESCUTCHEON



334 277 60

POMOLO SINGOLO FISSO
CON ROSETTA OVALE

SINGLE FIXED KNOB
WITH OVAL ROSE

334 02 277 60

COPPIA POMOLI GIREVOLI
CON ROSETTA OVALE
SENZA BOCCHETTE

PAIR OF TURNABLE KNOBS
WITH OVAL ROSE
WITHOUT ESCUTCHEON

334 02 277 B 60

COPPIA POMOLI GIREVOLI
CON ROSETTA OVALE
E BOCCHETTE FORO CHIAVE

PAIR OF TURNABLE KNOBS
WITH OVAL ROSE
AND KEY HOLE ESCUTCHEON

334 02 277 Z 60

COPPIA POMOLI GIREVOLI
CON ROSETTA OVALE
E BOCCHETTE FORO CILINDRO

PAIR OF TURNABLE KNOBS
WITH OVAL ROSE
AND CYLINDER HOLE ESCUTCHEON



 **fimet**[®]
Bianchi Vitore



INOX PROJECT

GUARNITURE
ANTINCENDIO

FIRE RATED
SETS



GUARNITURE ANTINCENDIO - FIRE RATED SETS


MATERIAL MATERIAL

INOX AISI 304

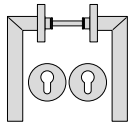
FINITURA FINISH

F60

INOX SATINATO SATIN S. STEEL



101TF.236CM.PZ.60




SET MANIGLIA
ROSETTA TONDA
FORO CILINDRO

HANDLE SET
ROUND ROSE
CYLINDER HOLE

FERRO - SPINDLE ∇ 9



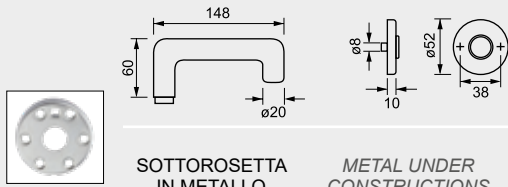
101TF.277CM.PZ.60



SET MANIGLIA
ROSETTA OVALE
FORO CILINDRO

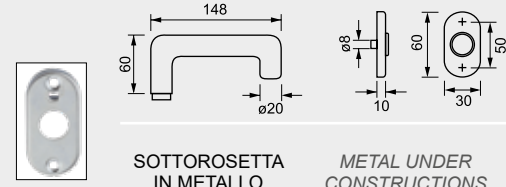
HANDLE SET
OVAL ROSE
CYLINDER HOLE

FERRO - SPINDLE ∇ 9



SOTTOROSSETTA
IN METALLO

METAL UNDER
CONSTRUCTIONS



SOTTOROSSETTA
IN METALLO

METAL UNDER
CONSTRUCTIONS

GUARNITURE ANTINCENDIO - FIRE RATED SETS


MATERIAL MATERIAL

INOX AISI 304

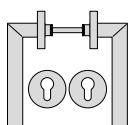
FINITURA FINISH

F60

INOX SATINATO SATIN S. STEEL



102TF.236CM.PZ.60



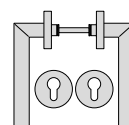
SET MANIGLIA
ROSETTA TONDA
FORO CILINDRO

HANDLE SET
ROUND ROSE
CYLINDER HOLE

FERRO - SPINDLE ∇ 9



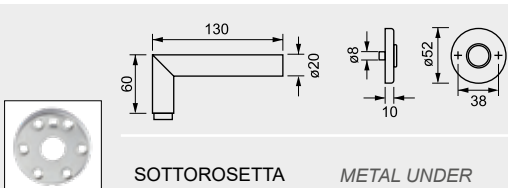
102TF.277CM.PZ.60



SET MANIGLIA
ROSETTA OVALE
FORO CILINDRO

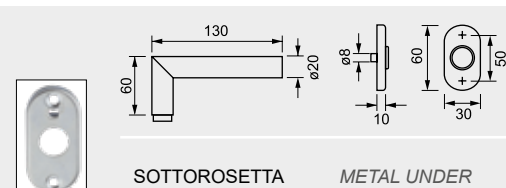
HANDLE SET
OVAL ROSE
CYLINDER HOLE

FERRO - SPINDLE ∇ 9



SOTTOROSSETTA
IN METALLO

METAL UNDER
CONSTRUCTIONS



SOTTOROSSETTA
IN METALLO

METAL UNDER
CONSTRUCTIONS

MATERIAL MATERIAL

**INOX
AISI 304**

FINITURA FINISH

F60

INOX SATINATO SATIN S. STEEL

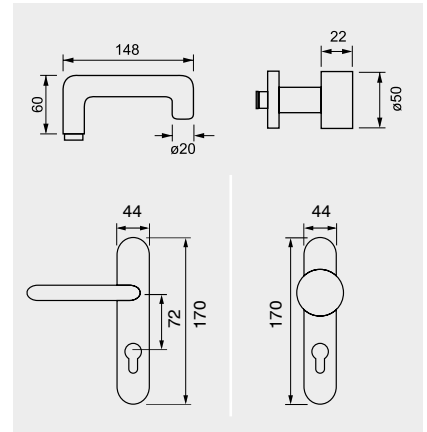
PZWL.101TF.202S.327.72.60 SX

PZWR.101TF.202S.327.72.60 DX



SET MANIGLIA + POMOLO
ANTIFUOCO PLACCA FORO CILINDRO

FIRE RATED HANDLE + KNOB SET
ON CYLINDER HOLE PLATE

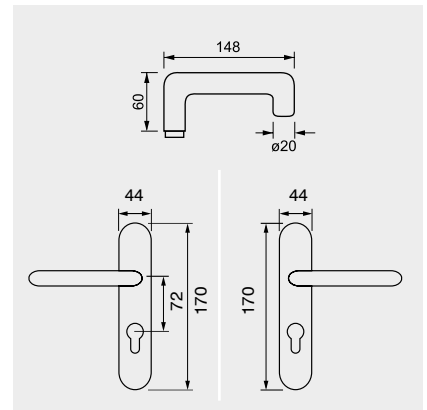


FERRO - SPINDLE ∇ 9

101TF.202S.Z72.60

SET MANIGLIA + MANIGLIA ANTIFUOCO
PLACCA FORO CILINDRO

FIRE RATED HANDLES SET
ON CYLINDER HOLE PLATE



FERRO - SPINDLE ∇ 9

MATERIAL MATERIAL

**INOX
AISI 304**

FINITURA FINISH

F60

INOX SATINATO SATIN S. STEEL

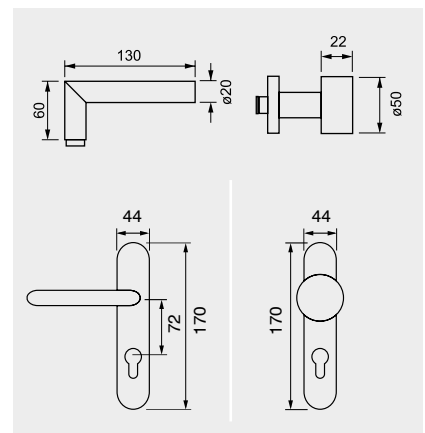
PZWL.102TF.202S.327.72.60 SX

PZWR.102TF.202S.327.72.60 DX



SET MANIGLIA + POMOLO
ANTIFUOCO PLACCA FORO CILINDRO

FIRE RATED HANDLE + KNOB SET
ON CYLINDER HOLE PLATE

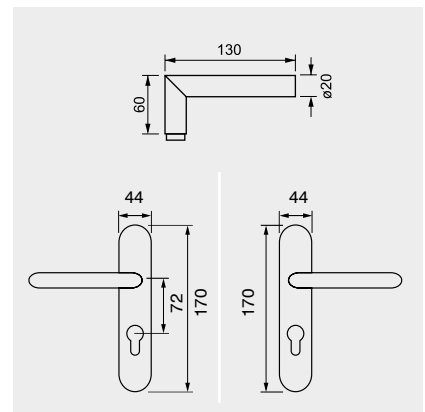


FERRO - SPINDLE ∇ 9

102TF.202S.Z72.60

SET MANIGLIA + MANIGLIA ANTIFUOCO
PLACCA FORO CILINDRO

FIRE RATED HANDLES SET
ON CYLINDER HOLE PLATE



FERRO - SPINDLE ∇ 9

MATERIAL MATERIAL

**INOX
AISI 304**

FINITURA FINISH

F60

INOX SATINATO SATIN S. STEEL

PZW101207P327PZ72NO

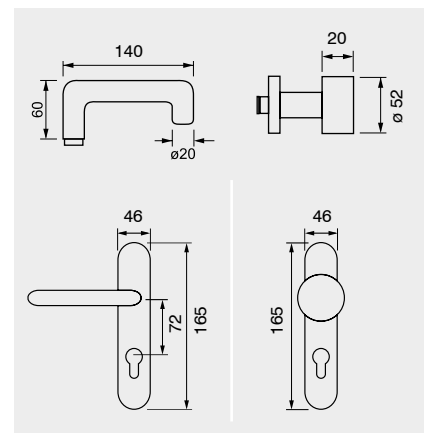
SET MANIGLIA + POMOLO
ANTIFUOCO PLACCA FORO CILINDRO

FIRE RATED HANDLE + KNOB SET
ON CYLINDER HOLE PLATE



ANIMA METALLICA - METAL CORE
PP NERO 30% FIBRA DI VETRO - BLACK POLYPROPYLENE 30% FIBERGLASS

FERRO - SPINDLE ∇ 9



101207PZ72NO

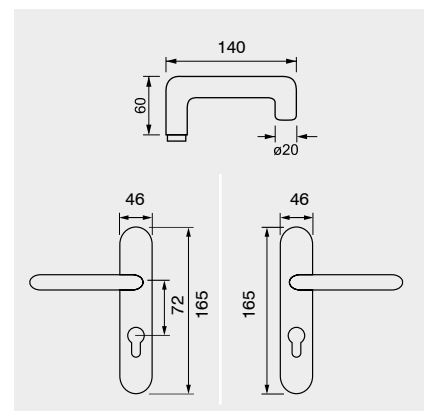
SET MANIGLIA + MANIGLIA ANTIFUOCO
PLACCA FORO CILINDRO

FIRE RATED HANDLES SET
ON CYLINDER HOLE PLATE



ANIMA METALLICA - METAL CORE
PP NERO 30% FIBRA DI VETRO - BLACK POLYPROPYLENE 30% FIBERGLASS

FERRO - SPINDLE ∇ 9



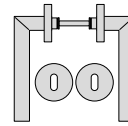


INO PROJECT

CLASSE 3

CLASS 3






101236CMB60.CL3

SET MANIGLIA
ROSETTA TONDA
FORO CHIAVE

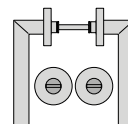
HANDLE SET
ROUND ROSE
KEY HOLE



101236CMZ60.CL3

SET MANIGLIA
ROSETTA TONDA
FORO CILINDRO

HANDLE SET
ROUND ROSE
CYLINDER HOLE

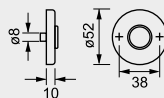
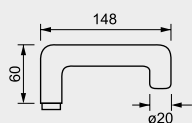


101236CMW31260.CL3

SET MANIGLIA
ROSETTA TONDA
CON NOTTOLINO WC

HANDLE SET
ROUND ROSE
WITH PRIVACY KNOB

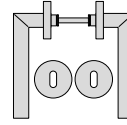
FERRO - SPINDLE ∇ 8



SOTTOROSSETTA
IN METALLO

METAL UNDER
CONSTRUCTIONS






102236CMB60.CL3

SET MANIGLIA
ROSETTA TONDA
FORO CHIAVE

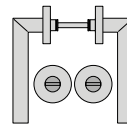
*HANDLE SET
ROUND ROSE
KEY HOLE*



102236CMZ60.CL3

SET MANIGLIA
ROSETTA TONDA
FORO CILINDRO

*HANDLE SET
ROUND ROSE
CYLINDER HOLE*

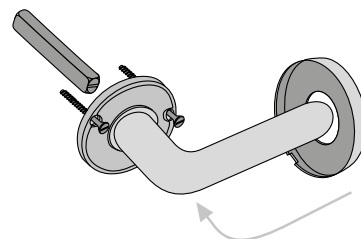
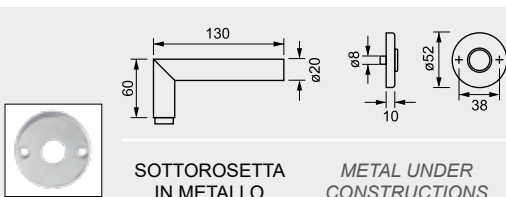


102236CMW31260.CL3

SET MANIGLIA
ROSETTA TONDA
CON NOTTOLINO WC

*HANDLE SET
ROUND ROSE
WITH PRIVACY KNOB*

FERRO - SPINDLE $\varnothing 8$





INOX PROJECT

MANIGLIE
SPECIALI

SPECIAL
HANDLES



Linea

REDUCED
—
OFFSET
—
PUBLIC



MANIGLIE SPECIALI - SPECIAL HANDLES

MATERIAL MATERIAL

**INOX
AISI 304**

FINITURA FINISH

F60

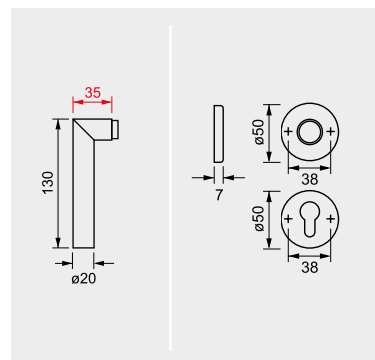
INOX SATINATO SATIN S. STEEL



102.273.Z.RI.60

ROSETTA TONDA
FORO CILINDRO
**ALTEZZA IMPUGNATURA
RIBASSATA**

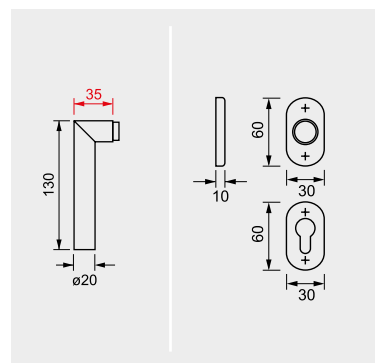
ROUND ROSE
CYLINDER HOLE
**LOW HANDLE
HEIGHT**



102.277.Z.RI.60

ROSETTA OVALE
FORO CILINDRO
**ALTEZZA IMPUGNATURA
RIBASSATA**

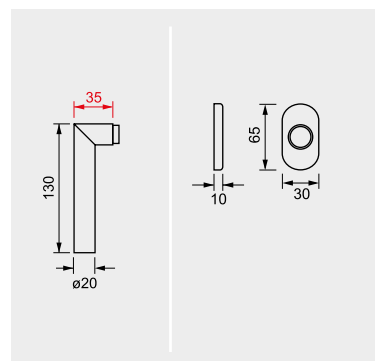
OVAL ROSE
CYLINDER HOLE
**LOW HANDLE
HEIGHT**



102.DK.RI.60

MANIGLIA DK
**ALTEZZA IMPUGNATURA
RIBASSATA**

WINDOW HANDLE
**LOW HANDLE
HEIGHT**





MANIGLIE SPECIALI - SPECIAL HANDLES

MATERIAL MATERIAL

**INOX
AISI 304**

FINITURA FINISH

F60

INOX SATINATO SATIN S. STEEL



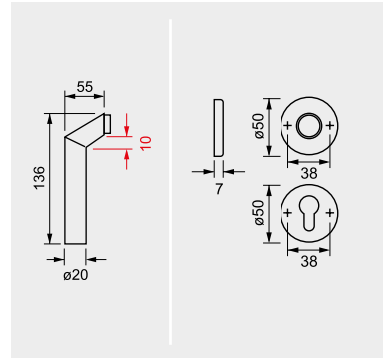
102IN.273.Z.60

ROSETTA TONDA
FORO CILINDRO

ROUND ROSE
CYLINDER HOLE

IMPUGNATURA
DISASSATA

OFFSET
LEVER



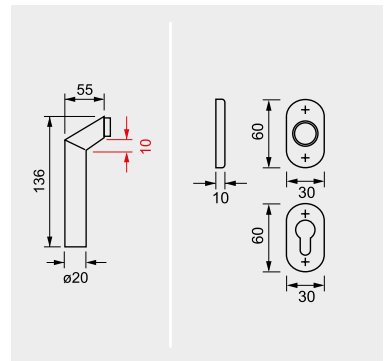
102IN.277.Z.60

ROSETTA OVALE
FORO CILINDRO

OVAL ROSE
CYLINDER HOLE

IMPUGNATURA
DISASSATA

OFFSET
LEVER



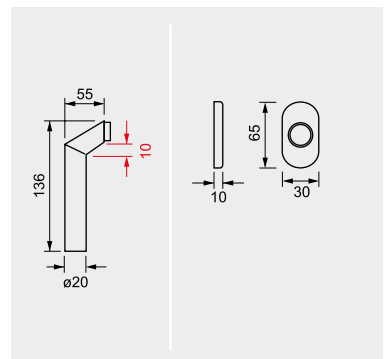
102IN.DK.60

MANIGLIA DK

WINDOW HANDLE

IMPUGNATURA
DISASSATA

OFFSET
LEVER



MANIGLIE SPECIALI - SPECIAL HANDLES

MATERIAL MATERIAL

**INOX
AISI 304**

FINITURA FINISH

F60

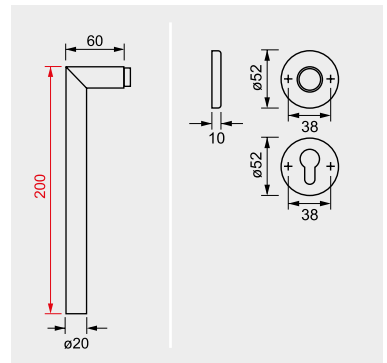
INOX SATINATO SATIN S. STEEL



102.236.Z.200.60

ROSETTA TONDA
FORO CILINDRO
LUNGHEZZA
IMPUGNATURA 200 mm

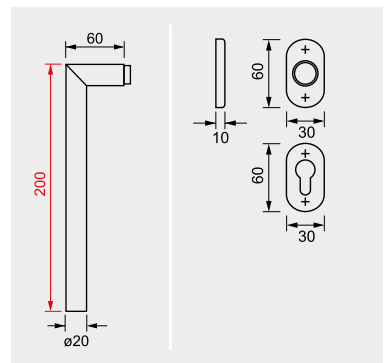
ROUND ROSE
CYLINDER HOLE
LEVER HANDLE
LENGTH 200 mm



102.277.Z.200.60

ROSETTA OVALE
FORO CILINDRO
LUNGHEZZA
IMPUGNATURA 200 mm

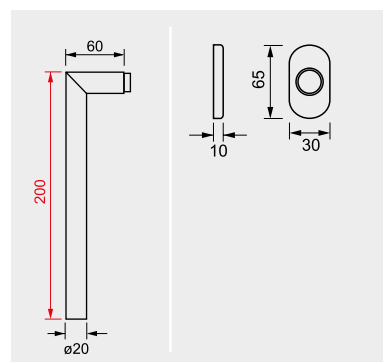
OVAL ROSE
CYLINDER HOLE
LEVER HANDLE
LENGTH 200 mm



102.DK.200.60

MANIGLIA DK
LUNGHEZZA
IMPUGNATURA 200 mm

WINDOW HANDLE
LEVER HANDLE
LENGTH 200 mm



ATTENZIONE: NON ADATTI PER PORTE SCORREVOLI
ATTENTION: NOT SUITABLE FOR SLIDING DOORS

MATERIAL MATERIAL

**INOX
AISI 304**

FINITURA FINISH

F60

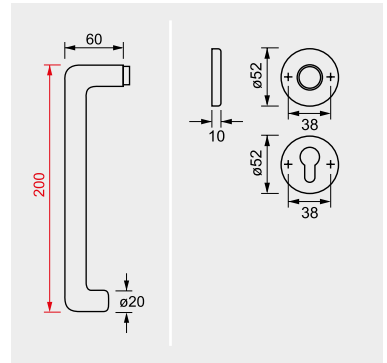
INOX SATINATO SATIN S. STEEL



101.236.Z.200.60

ROSETTA TONDA
FORO CILINDRO
LUNGHEZZA
IMPUGNATURA 200 mm

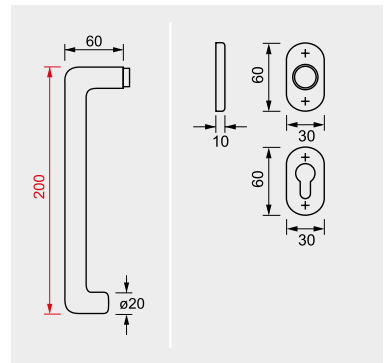
ROUND ROSE
CYLINDER HOLE
LEVER HANDLE
LENGTH 200 mm



101.277.Z.200.60

ROSETTA OVALE
FORO CILINDRO
LUNGHEZZA
IMPUGNATURA 200 mm

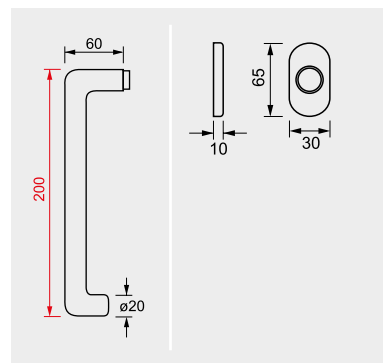
OVAL ROSE
CYLINDER HOLE
LEVER HANDLE
LENGTH 200 mm



101.DK.200.60

MANIGLIA DK
LUNGHEZZA
IMPUGNATURA 200 mm

WINDOW HANDLE
LEVER HANDLE
LENGTH 200 mm



ATTENZIONE: NON ADATTI PER PORTE SCORREVOLI
ATTENTION: NOT SUITABLE FOR SLIDING DOORS

MATERIAL MATERIAL

**INOX
AISI 304**

FINITURA FINISH

F60

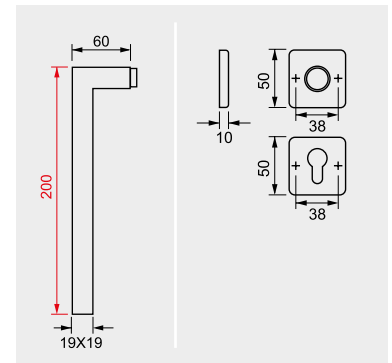
INOX SATINATO SATIN S. STEEL



102K.211B.Z.200.60

ROSETTA QUADRA
FORO CILINDRO
LUNGHEZZA
IMPUGNATURA 200 mm

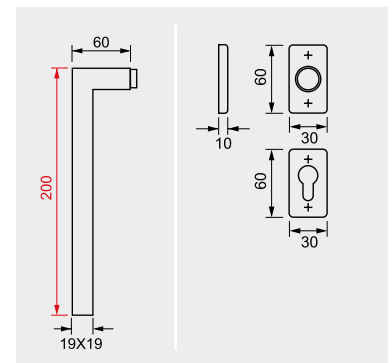
SQUARE ROSE
CYLINDER HOLE
LEVER HANDLE
LENGTH 200 mm



102K.276.Z.200.60

ROSETTA RETTANGOLARE
FORO CILINDRO
LUNGHEZZA
IMPUGNATURA 200 mm

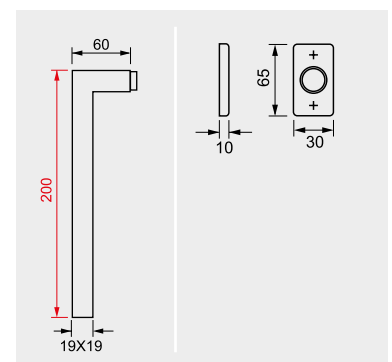
RECTANGULAR ROSE
CYLINDER HOLE
LEVER HANDLE
LENGTH 200 mm



102K.DKR.200.60

MANIGLIA DK
LUNGHEZZA
IMPUGNATURA 200 mm

WINDOW HANDLE
LEVER HANDLE
LENGTH 200 mm




ATTENZIONE: NON ADATTI PER PORTE SCORREVOLI
ATTENTION: NOT SUITABLE FOR SLIDING DOORS

INOX PROJECT

COMPLEMENTI
D'ARREDO

ACCESSORIES



MANIGLIE PER PORTE SCORREVOLI - SLIDING DOOR FLUSH HANDLES

MATERIAL MATERIAL

**INOX
AISI 304**

FINITURA FINISH

F60

INOX SATINATO SATIN S. STEEL



3665AZB

NICCHIA OVALE
FORO CILINDRO INFERIORE
OVAL FLUSH HANDLE
WITH BOTTOM CYLINDER HOLE



3665AFB

NICCHIA OVALE
FORO CHIAVE INFERIORE
OVAL FLUSH HANDLE
WITH BOTTOM KEY HOLE



3665AC

NICCHIA OVALE
CIECA
BLIND OVAL
FLUSH HANDLE

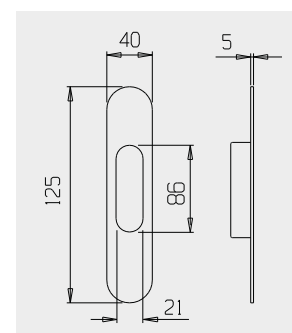
ARTICOLO A RICHIESTA
ARTICLE ON REQUEST



FORO CILINDRO
CENTRALE
CENTRAL
CYLINDER HOLE

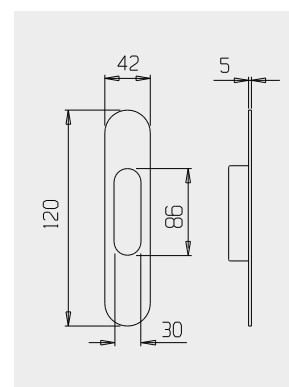


FORO CHIAVE
CENTRALE
CENTRAL
KEY HOLE



3665C

NICCHIA OVALE CIECA
CON FORI VITE
BLIND OVAL FLUSH
HANDLE WITH VISIBLE
SCREW HOLES



MANIGLIE PER PORTE SCORREVOLI - SLIDING DOOR FLUSH HANDLES

MATERIAL MATERIAL

**INOX
AISI 304**

FINITURA FINISH

F60

INOX SATINATO SATIN S. STEEL

ARTICOLO A RICHIESTA
ARTICLE ON REQUEST



FORO CILINDRO
CENTRALE
CENTRAL
CYLINDER HOLE



FORO CHIAVE
CENTRALE
CENTRAL
KEY HOLE

3663AZB

NICCHIA RETTANGOLARE
FORO CILINDRO INFERIORE

RECTANGULAR FLUSH HANDLES
WITH BOTTOM CYLINDER HOLE

3663AFB

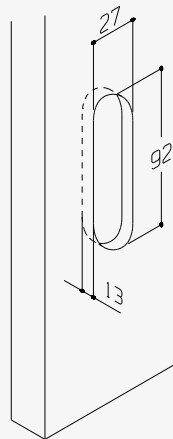
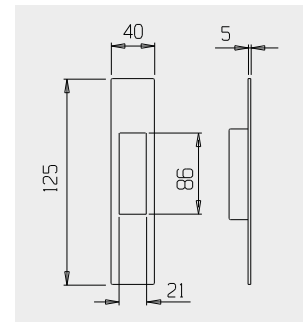
NICCHIA RETTANGOLARE
FORO CHIAVE INFERIORE

RECTANGULAR FLUSH HANDLES
WITH BOTTOM KEY HOLE

3663AC

NICCHIA RETTANGOLARE
CIECA

BLIND RECTANGULAR
FLUSH HANDLE



SCASSO PER PORTA
DOOR DRILLING

FINITURE
A RICHIESTA
FINISHES
ON REQUEST

F61
INOX LUCIDO
POLISHED S. STEEL

F NO
NERO OPACO RAL 9005
MATT BLACK RAL 9005

F BO
BIANCO OPACO RAL 9016
OPAQUE WHITE RAL 9016

F BL
BIANCO LUCIDO RAL 9010
GLOSSY WHITE RAL 9010

MATERIAL MATERIAL

**INOX
AISI 304**

FINITURA FINISH

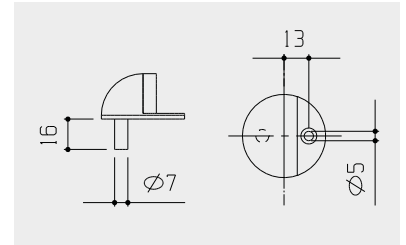
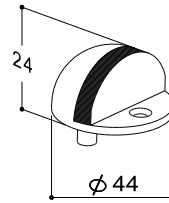
F60

INOX SATINATO SATIN S. STEEL



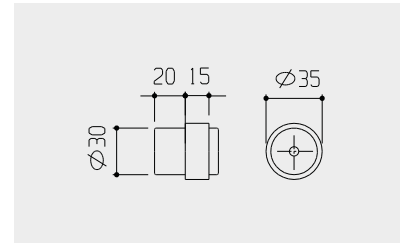
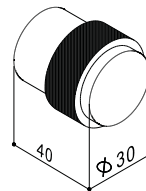
3690

FERMAPORTA A PAVIMENTO
FLOOR DOOR STOPPER



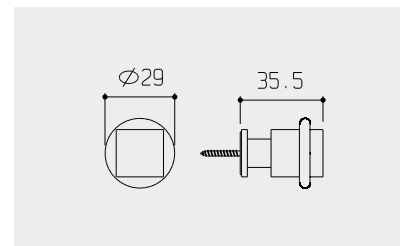
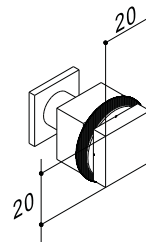
3691

FERMAPORTA A PAVIMENTO
FLOOR DOOR STOPPER



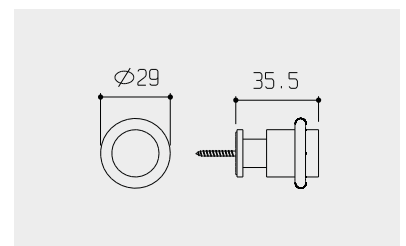
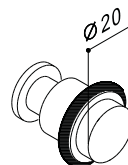
3692

FERMAPORTA A PAVIMENTO
FLOOR DOOR STOPPER



3693

FERMAPORTA A PAVIMENTO
FLOOR DOOR STOPPER



MATERIAL MATERIAL

**INOX
AISI 304**

FINITURA FINISH

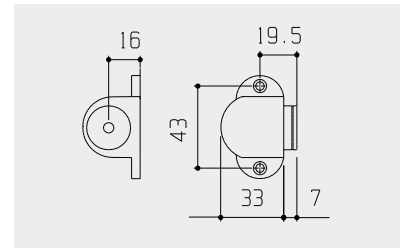
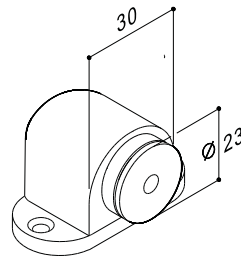
F60

INOX SATINATO SATIN S. STEEL



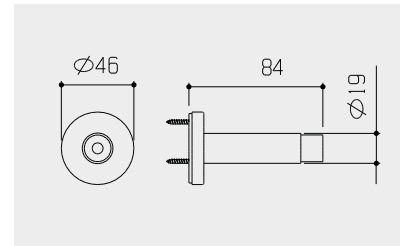
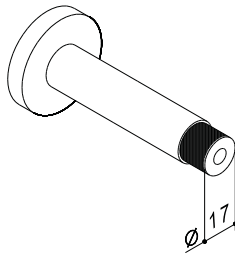
3694

FERMAPORTA MAGNETICO
MAGNETIC DOOR STOPPER



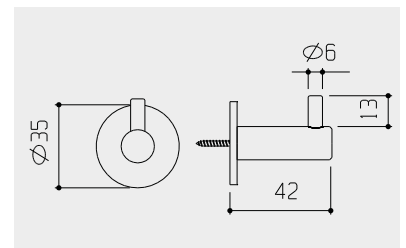
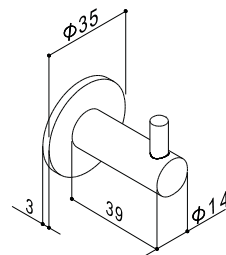
3699

FERMAPORTA A PARETE
WALL DOOR STOPPER



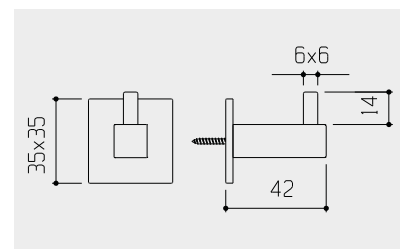
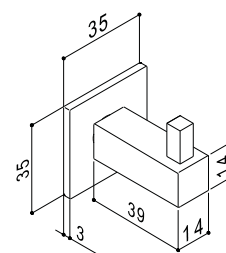
3701

GANCIO TONDO
ROUND HOOK



3701K

GANCIO QUADRO
SQUARE HOOK



MATERIAL MATERIAL

**INOX
AISI 304**

FINITURA FINISH

F60

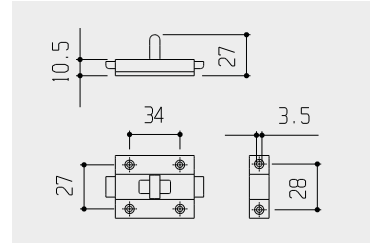
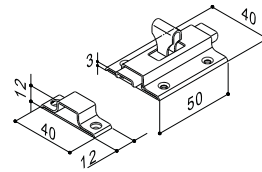
INOX SATINATO SATIN S. STEEL



3147.62

**CATENACCIO ORIZZONTALE
CON INCONTRO**

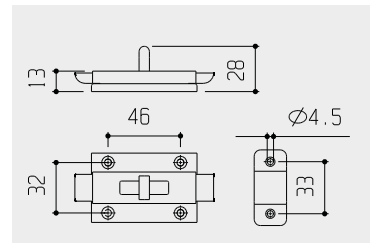
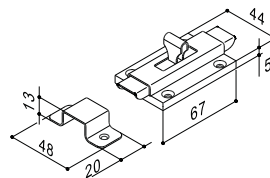
*ORIZONTAL RACK WITH
BUILT-IN KEEPER*



3147.87

**CATENACCIO ORIZZONTALE
CON INCONTRO**

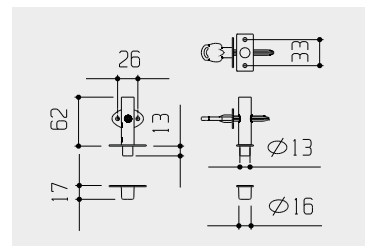
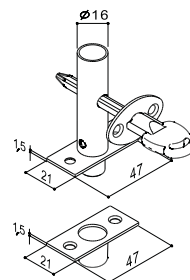
*ORIZONTAL RACK WITH
BUILT-IN KEEPER*



3123.00

**CATENACCIO A CREMAGLIERA
CON INCONTRO**

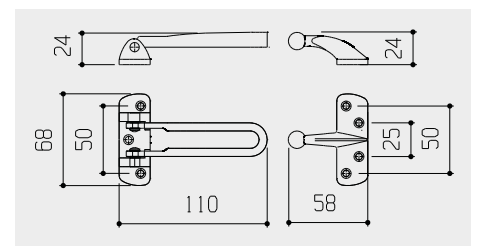
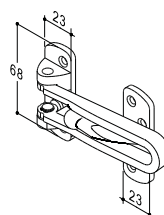
RACK CHAIN BOLT



3124.00

**GANCIO DI SICUREZZA
CON INCONTRO**

*SAFETY HOOK WITH
BUILT-IN KEEPER*



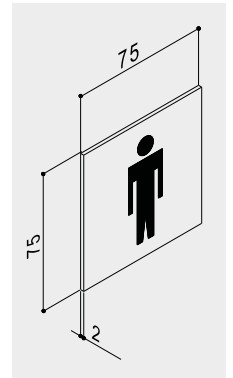
MATERIAL MATERIAL

**INOX
AISI 304**

FINITURA FINISH

F60

INOX SATINATO SATIN S. STEEL



3801

PITTOGRAMMA
"DONNA"

PICTOGRAM
"WOMAN"

3802

PITTOGRAMMA
"UOMO"

PICTOGRAM
"MAN"

3803

PITTOGRAMMA
"DISABILI"

PICTOGRAM
"DISABLED"

3804

PITTOGRAMMA
"WC"

PICTOGRAM
"WC"

3805

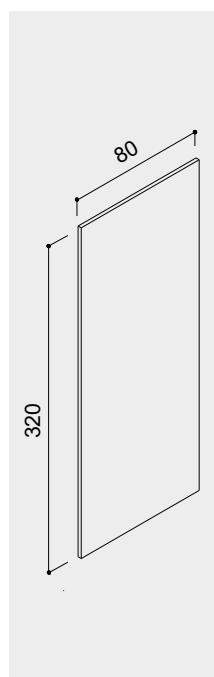
PITTOGRAMMA
"VIETATO
FUMARE"

PICTOGRAM
"NO SMOKING"

3806

PITTOGRAMMA
"WIFI"

PICTOGRAM
"WIFI"



3905.00

COPPIA PLACCHE
PUSH PULL

PAIR OF PUSH AND PULL
BACK-PLATES

3905.01

COPPIA PLACCHE
PUSH PULL CON MANIGLIONE

PAIR OF PUSH AND PULL
BACK-PLATES WITH PULL HANDLE


MATERIAL MATERIAL

**INOX
AISI 304**

FINITURA FINISH

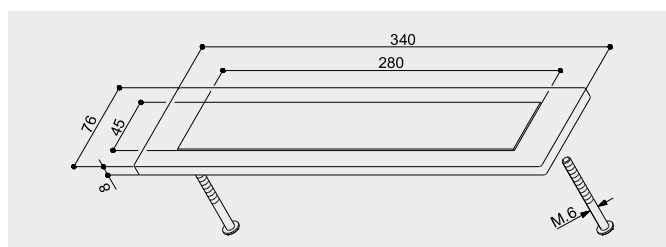
F60

INOX SATINATO SATIN S. STEEL



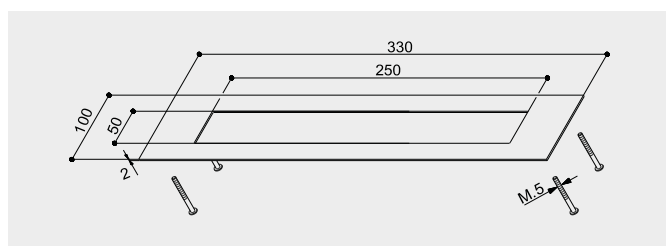
5004

BUCALETTERE A BATTENTE
SWING MAIL BOX



5006

BUCALETTERE A MOLLA
SPRING-LOADED
MAIL BOX



MATERIAL MATERIAL

**INOX
AISI 304**

FINITURA FINISH

F60

INOX SATINATO SATIN S. STEEL



211B.WLO312

ROSETTA QUADRA
CON NOTTOLINO WC
E SEGNALATORE

SQUARE ROSE
WITH PRIVACY
AND INDICATOR



211B.W312

ROSETTA QUADRA
CON NOTTOLINO WC

SQUARE ROSE
WITH PRIVACY



276.W312

ROSETTA RETTANGOLARE
CON NOTTOLINO WC

RECTANGULAR ROSE
WITH PRIVACY



277.WLO312

ROSETTA OVALE
CON NOTTOLINO WC
E SEGNALATORE

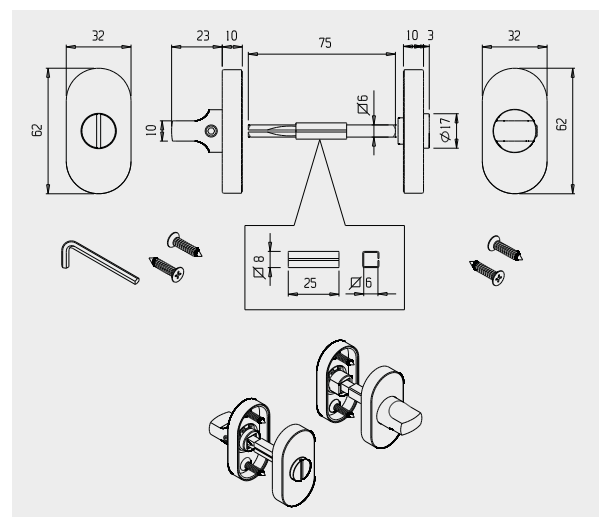
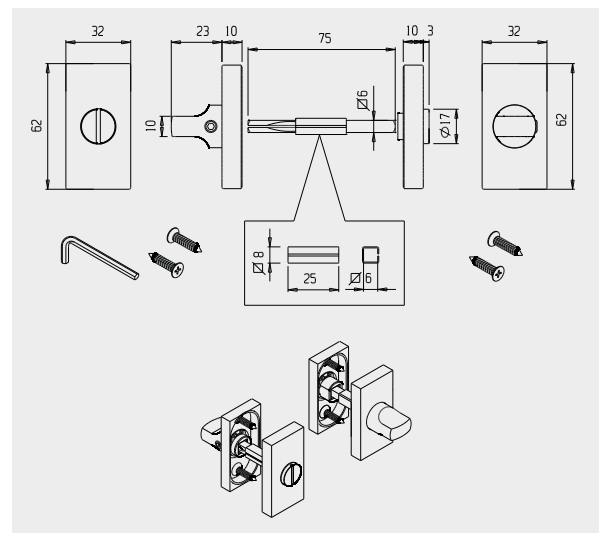
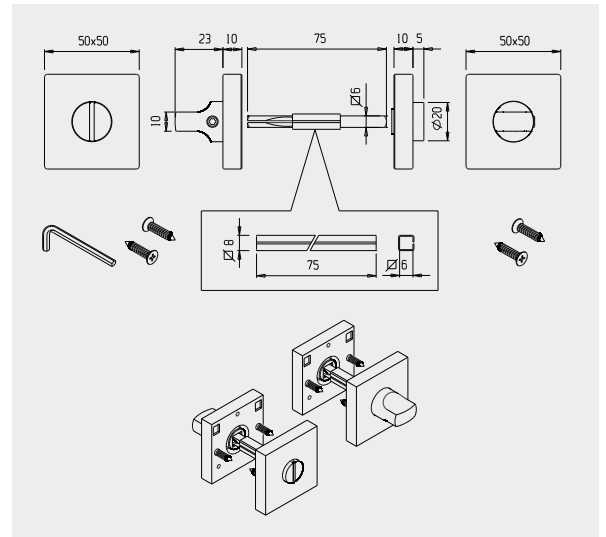
OVAL ROSE
WITH PRIVACY
AND INDICATOR



277.W312

ROSETTA OVALE
CON NOTTOLINO WC

OVAL ROSE
WITH PRIVACY



MATERIAL MATERIAL

**INOX
AISI 304**

FINITURA FINISH

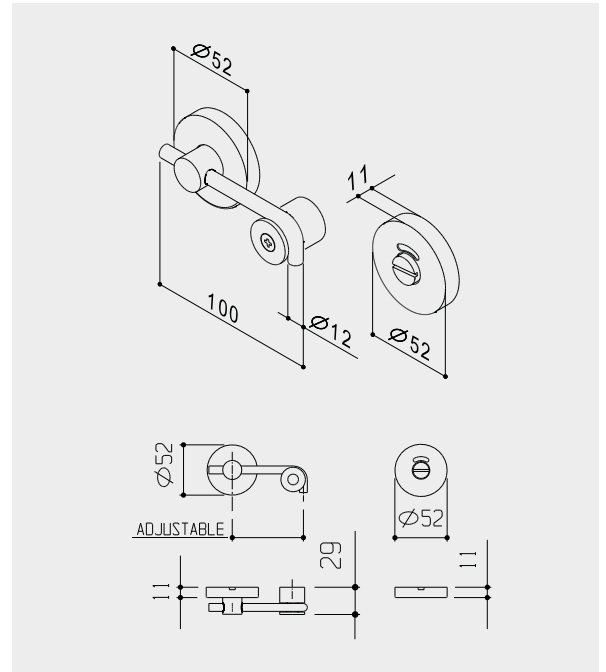
F60

INOX SATINATO SATIN S. STEEL

236.WLO312RE

ROSETTA TONDA CON
SEGNALATORE REGOLABILE

ROUND ROSE WITH
INDICATOR ADJUSTABLE



236.WLO312

ROSETTA TONDA
CON NOTTOLINO WC
E SEGNALATORE

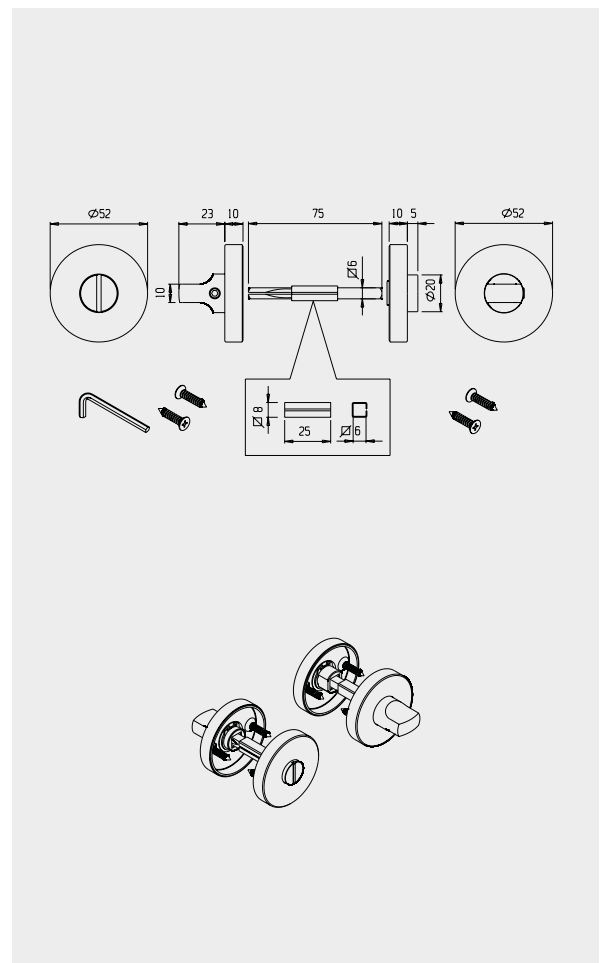
ROUND ROSE
WITH PRIVACY
AND INDICATOR



236.W312

ROSETTA TONDA
CON NOTTOLINO WC

ROUND ROSE
WITH PRIVACY



FINITURA FINISHING

F63

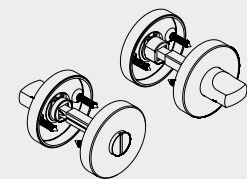
INOX SATINATO/INOX LUCIDO
SATIN S. STEEL/POLISHED S. STEEL



231.W312

ROSETTA TONDA
CON NOTTOLINO WC

ROUND ROSE
WITH PRIVACY



MATERIAL MATERIAL

**INOX
AISI 304**

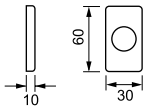
FINITURA FINISH

F60

INOX SATINATO SATIN S. STEEL

ROSETTE - BOCCHETTE / ROSES - ESCUTCHEON

276 RETTANGOLARE / RECTANGULAR

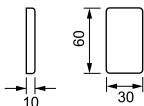


276.16.60

ROSETTA RETTANGOLARE
RECTANGULAR ROSE

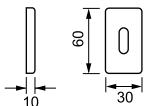


SOTTOROSETTA
IN PLASTICA
PVC UNDER
CONSTRUCTIONS



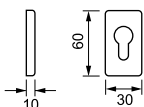
276.CI.60

BOCCHETTA RETTANGOLARE CIECA
BLIND RECTANGULAR ESCUTCHEON



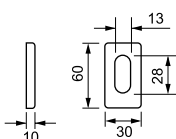
276.B.60

BOCCHETTA RETTANGOLARE FORO CHIAVE
KEY HOLE RECTANGULAR ESCUTCHEON



276.Z.60

BOCCHETTA RETTANGOLARE FORO CILINDRO
CYLINDER HOLE RECTANGULAR ESCUTCHEON



276.K.60

BOCCHETTA RETTANGOLARE FORO CILINDRO OVALE
OVAL CYLINDER HOLE RECTANGULAR ESCUTCHEON

MATERIAL MATERIAL

**INOX
AISI 304**

FINITURA FINISH

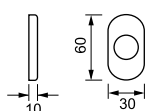
F60

INOX SATINATO SATIN S. STEEL

ROSETTE - BOCCHETTE / ROSES - ESCUTCHEON

277

OVALE / OVAL

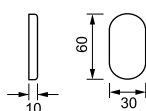


277.16.60

ROSETTA OVALE
OVAL ROSE

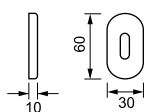


SOTTOROSSETTA
IN PLASTICA
PVC UNDER
CONSTRUCTIONS



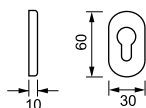
277.CI.60

BOCCHETTA OVALE CIECA
BLIND OVAL ESCUTCHEON



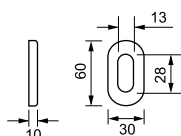
277.B.60

BOCCHETTA OVALE FORO CHIAVE
KEY HOLE OVAL ESCUTCHEON



277.Z.60

BOCCHETTA OVALE FORO CILINDRO
CYLINDER HOLE OVAL ESCUTCHEON



277.K.60

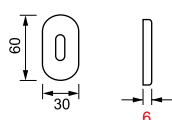
BOCCHETTA OVALE FORO CILINDRO OVALE
OVAL CYLINDER HOLE OVAL ESCUTCHEON

279

OVALE / OVAL

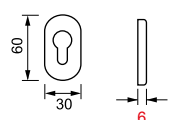


ALTEZZA BOCCHETTA RIDOTTA - LOW ESCUTCHEON HEIGHT



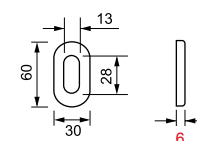
279.B.60

BOCCHETTA OVALE
FORO CHIAVE
KEY HOLE
OVAL ESCUTCHEON



279.Z.60

BOCCHETTA OVALE
FORO CILINDRO
CYLINDER HOLE
OVAL ESCUTCHEON



279.K.60

BOCCHETTA OVALE
FORO CILINDRO OVALE
OVAL CYLINDER HOLE
OVAL ESCUTCHEON

MATERIAL MATERIAL

**INOX
AISI 304**

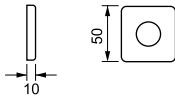
FINITURA FINISH

F60

INOX SATINATO SATIN S. STEEL

ROSETTE - BOCCHETTE / ROSES - ESCUTCHEON

211B 50x50 QUADRA / SQUARE

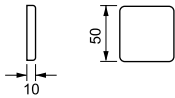


211B.16.60

ROSETTA QUADRA
SQUARE ROSE

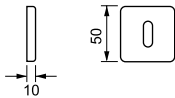


SOTTOROSSETTA
IN PLASTICA
PVC UNDER
CONSTRUCTIONS



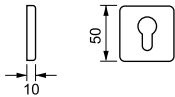
211B.CI.60

BOCCHETTA QUADRA CIECA
BLIND SQUARE ESCUTCHEON



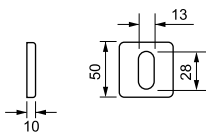
211B.B.60

BOCCHETTA QUADRA FORO CHIAVE
KEY HOLE SQUARE ESCUTCHEON



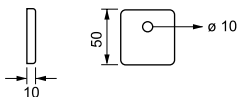
211B.Z.60

BOCCHETTA QUADRA FORO CILINDRO
CYLINDER HOLE SQUARE ESCUTCHEON



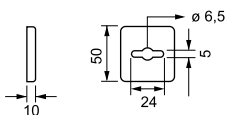
211B.K.60

BOCCHETTA QUADRA FORO CILINDRO OVALE
OVAL CYLINDER HOLE SQUARE ESCUTCHEON



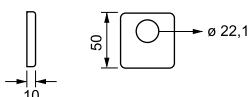
211B.DC.60

BOCCHETTA QUADRA FORO ASSE
HOLE SQUARE ESCUTCHEON



211B.DM.60

BOCCHETTA QUADRA FORO DOPPIA MAPPA
DOUBLE BITTED HOLE SQUARE ESCUTCHEON



211B.KA.60

BOCCHETTA QUADRA FORO KABA
KABA HOLE SQUARE ESCUTCHEON

MATERIAL MATERIAL

**INOX
AISI 304**

FINITURA FINISH

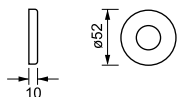
F60

INOX SATINATO SATIN S. STEEL

ROSETTE - BOCCHETTE / ROSES - ESCUTCHEON

236

Ø 52 TONDA / ROUND

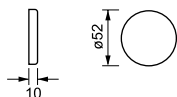


236.22.60

ROSETTA TONDA
ROUND ROSE

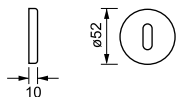


SOTTOROSETTA
IN PLASTICA
PVC UNDER
CONSTRUCTIONS



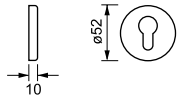
236.CI.60

BOCCHETTA TONDA CIECA
BLIND ROUND ESCUTCHEON



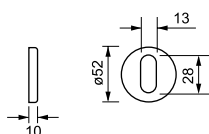
236.B.60

BOCCHETTA TONDA FORO CHIAVE
KEY HOLE ROUND ESCUTCHEON



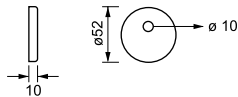
236.Z.60

BOCCHETTA TONDA FORO CILINDRO
CYLINDER HOLE ROUND ESCUTCHEON



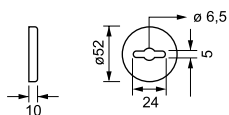
236.K.60

BOCCHETTA TONDA FORO CILINDRO OVALE
OVAL CYLINDER HOLE ROUND ESCUTCHEON



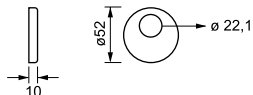
236.DC.60

BOCCHETTA TONDA FORO ASSE
HOLE ROUND ESCUTCHEON



236.DM.60

BOCCHETTA TONDA FORO DOPPIA MAPPA
DOUBLE BITTED HOLE ROUND ESCUTCHEON



236.KA.60

BOCCHETTA TONDA FORO KABA
KABA HOLE ROUND ESCUTCHEON

MATERIAL MATERIAL

**INOX
AISI 304**

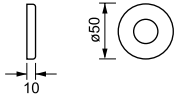
FINITURA FINISHING

F63

INOX SATINATO/INOX LUCIDO
SATIN S. STEEL/POLISHED S. STEEL

ROSETTE - BOCCHETTE / ROSES - ESCUTCHEON

231 Ø 50 TONDE / ROUND

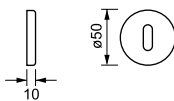


231.16.63

ROSETTA TONDA
ROUND ROSE

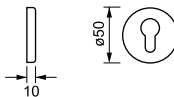


SOTTOROSSETTA
IN PLASTICA
PVC UNDER
CONSTRUCTIONS



231.B.63

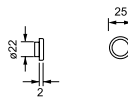
BOCCHETTA TONDA FORO CHIAVE
KEY HOLE ROUND ESCUTCHEON



231.Z.63

BOCCHETTA TONDA FORO CILINDRO
CYLINDER HOLE ROUND ESCUTCHEON

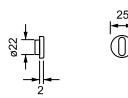
241 Ø 25 - MINI TONDA / ROUND



MINI

241.16.60

ROSETTA TONDA
ROUND ROSE



MINI

241.B.60

BOCCHETTA TONDA FORO CHIAVE
KEY HOLE ROUND ESCUTCHEON

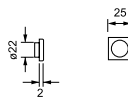


MINI

241.Z.60

BOCCHETTA OVALE FORO CILINDRO
CYLINDER HOLE OVAL ESCUTCHEON

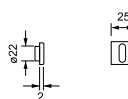
243 25x25 - MINI QUADRA / SQUARE



MINI

243.16.60

ROSETTA QUADRA
SQUARE ROSE



MINI

243.B.60

BOCCHETTA QUADRA FORO CHIAVE
KEY HOLE SQUARE ESCUTCHEON



MINI

243.Z.60

BOCCHETTA RETTANGOLARE FORO CILINDRO
CYLINDER HOLE RECTANGULAR ESCUTCHEON

MATERIAL MATERIAL

**INOX
AISI 304**

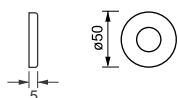
FINITURA FINISH

F60

INOX SATINATO SATIN S. STEEL

ROSETTE - BOCCHETTE / ROSES - ESCUTCHEON

203 Ø 55 - **H5** TONDA / ROUND



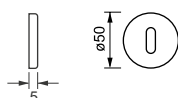
H5

203.16CM.60

ROSETTA TONDA
ROUND ROSE



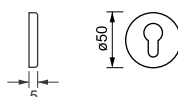
SOTTOROSSETTA
IN METALLO
METAL UNDER
CONSTRUCTIONS



H5

203.B.60

BOCCHETTA TONDA FORO CHIAVE
KEY HOLE ROUND ESCUTCHEON



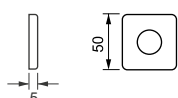
H5

203.Z.60

BOCCHETTA TONDA FORO CILINDRO
CYLINDER HOLE ROUND ESCUTCHEON

ROSETTE - BOCCHETTE / ROSES - ESCUTCHEON

206 50x50 - **H5** QUADRA / SQUARE



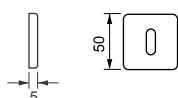
H5

206.16CM.60

ROSETTA QUADRA
SQUARE ROSE



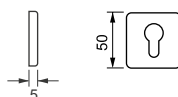
SOTTOROSSETTA
IN METALLO
METAL UNDER
CONSTRUCTIONS



H5

206.B.60

BOCCHETTA QUADRA FORO CHIAVE
KEY HOLE SQUARE ESCUTCHEON



H5

206.Z.60

BOCCHETTA QUADRA FORO CILINDRO
CYLINDER HOLE SQUARE ESCUTCHEON

MATERIAL MATERIAL

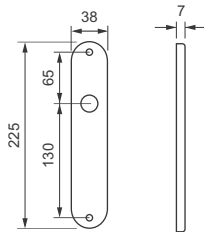
**INOX
AISI 304**

FINITURA FINISH

F60

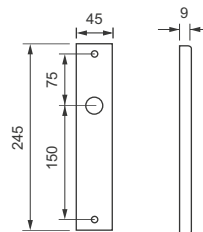
INOX SATINATO SATIN S. STEEL

PLACCHE / PLATES



202L 16 60

PLACCA
PLATE



212 16 60

PLACCA
PLATE

DISPONIBILI NEI VARI FORI
E DISTANZE C/C DA SPECIFICARE

AVAILABLE WITH DIFFERENT HOLES
AND DISTANCES C/C TO SPECIFY



FORO CHIAVE
KEY HOLE



FORO WC
WC HOLE

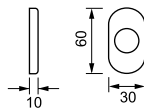


FORO CILINDRO
EUROPEO
EURO-PROFILE
CYLINDER HOLE



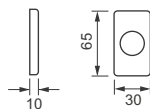
FORO CHIAVE
TEDESCO
GERMAN
KEY HOLE

ACCESSORI PER MANIGLIE DK / WINDOW HANDLES ACCESSORIES



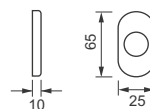
277 DK

ROSETTA DK OVALE
OVAL DK COVER



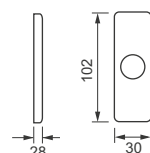
276 DKR

ROSETTA DK RETTANGOLARE
RECTANGULAR DK COVER



278 DK

ROSETTA DK OVALE STRETTA
DK COVER FOR NARROW PROFILES

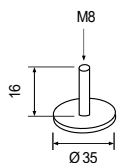


060 DK

ROSETTA PER MOVIMENTO DK CON CHIAVE
COVER FOR DK MECHANISM WITH KEY

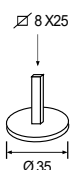
MECCANISMI PER DREH KIPP - DREH KIPP MECHANISMS

	<p>ESTERNO EXTERNAL BUSSOLE BOLDS INTERNO INTERNAL \varnothing 8X26</p>	<p>DK STRETTO DK NARROW</p> <p>078BU4.40</p>	<p>MISURA - SIZE L1 </p>	<p>MECCANISMO PER DK STRETTO 4 SCATTI IN METALLO CON BUSSOLE METAL DK NARROW MECHANISM WITH BOLDS - 4 POSITIONS</p>
	<p>ESTERNO EXTERNAL BUSSOLE BOLDS INTERNO INTERNAL \varnothing 8X26</p>	<p>070BU4.32 070BU4.35 070BU4.42</p>	<p></p>	<p>MECCANISMO PER DK 4 SCATTI IN METALLO CON BUSSOLE METAL DK NARROW MECHANISM WITH BOLDS - 4 POSITIONS</p>
	<p>ESTERNO EXTERNAL BUSSOLE BOLDS INTERNO INTERNAL \varnothing 8X26</p>	<p>070BU8.62 070BU8.70</p>	<p></p>	<p>MECCANISMO PER DK 8 SCATTI IN METALLO CON BUSSOLE METAL DK NARROW MECHANISM WITH BOLDS - 8 POSITIONS</p>
	<p>ESTERNO EXTERNAL BUSSOLE BOLDS INTERNO INTERNAL \varnothing 8X26</p>	<p>080BU4.35</p>	<p></p>	<p>MECCANISMO PER DK 4 SCATTI IN RESINA CON BUSSOLE RESIN DK MECHANISM WITH BOLDS - 4 POSITIONS</p>
	<p>ESTERNO EXTERNAL BUSSOLE BOLDS INTERNO INTERNAL \varnothing 8X26</p>	<p>060BU4.35 060BU4.42</p>	<p></p>	<p>MECCANISMO PER DK CON CHIAVE 4 SCATTI IN METALLO CON BUSSOLE METAL DK MECHANISM WITH KEY - 4 POSITIONS</p>



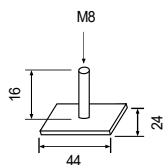
0031.35

PIASTRINA Ø 35 CON PERNO FILETTATO M8X16
Ø 35 PLATE WITH M8X16 THREADED PIN



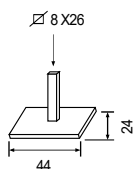
0032.35

PIASTRINA Ø 35 CON ∅ 8 X 25
Ø 35 PLATE WITH 8 X 25 SPINDLE



0033.44

PIASTRINA 44X24 CON PERNO FILETTATO M8X16
44X24 PLATE WITH M8X16 THREADED PIN



0033.44

PIASTRINA 44X24 CON ∅ 8 X 26
44X24 PLATE WITH 8 X 26 SPINDLE



FT022

FRESA PER FORO Ø 22 MM
CUTTER FOR Ø 22 MM HOLE

FERRO ∇ CON FRESATURE
SQUARE SPINDLE WITH



0003

0003.07.85 ∇ 7x85
0003.07.90 ∇ 7x90
0003.07.95 ∇ 7x95
0003.07.110 ∇ 7x110

0004

0004.08.80 ∇ 8x80	0004.08.110 ∇ 8x110
0004.08.85 ∇ 8x85	0004.08.120 ∇ 8x120
0004.08.90 ∇ 8x90	0004.08.130 ∇ 8x130
0004.08.95 ∇ 8x95	0004.08.140 ∇ 8x140
0004.08.100 ∇ 8x100	0004.08.160 ∇ 8x160
0004.08.105 ∇ 8x105	

FERRO ∇ AD ESPANSIONE
EXPANDING SQUARE SPINDLE



0007

0007.08.55 ∇ 8x55
0007.08.70 ∇ 8x70
0007.08.80 ∇ 8x80

FERRO FORI DECENTRATI
OFFSET HOLES SPINDLE



0004.FD

0004.08.90.FD ∇ 8x90F.DEC
0004.08.100.FD ∇ 8x100F.DEC
0004.08.140.FD ∇ 8x140F.DEC

FERRO FORI CENTRATI
CENTERED HOLES SPINDLE



0004.FC

0004.08.90.F2L ∇ 8x90F.CEN
0004.08.105.F2L ∇ 8x105F.CEN
0004.08.130.F2L ∇ 8x130F.CEN
0004.08.140.F2L ∇ 8x140F.CEN

RIDUZIONE IN FERRO
METAL ADAPTER



0041

0041.67.30 da 6 a 7 mm - lungh. 30 mm
0041.68.20 da 6 a 8 mm - lungh. 20 mm
0041.885.30 da 8 a 8,5 mm - lungh. 30 mm
0041.89.30 da 8 a 9 mm - lungh. 30 mm
0041.810.30 da 8 a 10 mm - lungh. 30 mm

FERRO \varnothing 8 PER POMOLO FISSO CON FILETTO E MANIGLIA GIREVOLE
Ø NIPPLE SPINDLE (SUITABLE FOR FIX KNOB AND TURNABLE HANDLE)



011 - FILETTO M10

0011.08.70	\varnothing 8x70
0011.08.80	\varnothing 8x80
0011.08.90	\varnothing 8x90
0011.08.100	\varnothing 8x100
0011.08.120	\varnothing 8x120
0011.08.140	\varnothing 8x140

012 - FILETTO M12

0012.08.70	\varnothing 8x70
0012.08.80	\varnothing 8x80
0012.08.90	\varnothing 8x90
0012.08.100	\varnothing 8x100
0012.08.120	\varnothing 8x120
0012.08.140	\varnothing 8x140

FERRO \varnothing 8 PER POMOLO FISSO CON \varnothing E CON FILETTO M8 + MANIGLIA GIREVOLE
Ø SPINDLE WITH Ø AND M8 THREAD + TURNABLE HANDLE



0013 - \varnothing 8

0013.Q8.70
0013.Q8.80
0013.Q8.90
0013.Q8.100
0013.Q8.110
0013.Q8.130



0013 - FILETTO M8

0013.M8.70	\varnothing 70
0013.M8.80	\varnothing 80
0013.M8.90	\varnothing 90
0013.M8.100	\varnothing 100
0013.M8.110	\varnothing 110
0013.M8.130	\varnothing 130

FERRO \varnothing 8 PER POMOLO FISSO CON FILETTO E MANIGLIA GIREVOLE
Ø SPINDLE WITH Ø AND M8 THREAD + TURNABLE HANDLE



0014 - \varnothing 8

0014.Q8.90
0014.Q8.100
0014.Q8.110
0014.Q8.130



0014 - FILETTO M8

0014.M8.90	\varnothing 90
0014.M8.100	\varnothing 100
0014.M8.110	\varnothing 110
0014.M8.130	\varnothing 130



GLASS PROJECT

SEZIONE
VETRO

GLASS
PROJECT



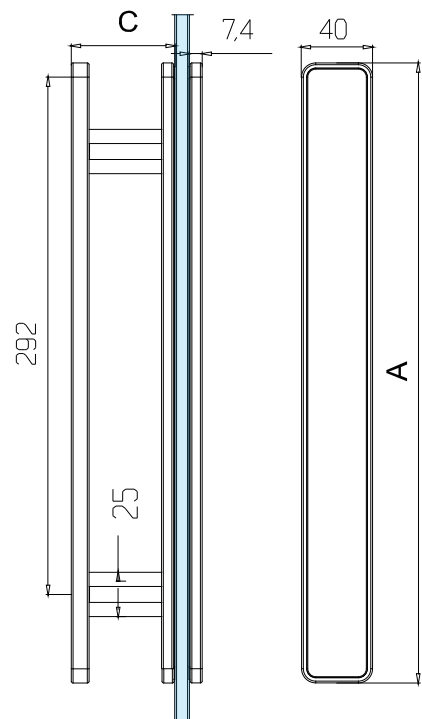
MATERIALE MATERIAL	ALUMINUM	FINITURA FINISH	F128	ALLUMINIO ARGENTO SILVER ALUMINUM	FINITURA FINISH	FNO	ALLUMINIO NERO BLACK ALUMINUM
-----------------------	-----------------	--------------------	-------------	--------------------------------------	--------------------	------------	----------------------------------



APPLICAZIONE RAPIDA CON BIADESIVO
SELF ADHESIVE FAST APPLICATION

MANIGLIONE UNILATERALE CON CONTROPIASTRA
ONE SIDED PULL-HANDLE WITH COUNTER PLATE

CODICE CODE		A	B	C
ALU SILVER 804 350 128	40x7,4	350	-	58,4
ALU BLACK 804 350 NO	40x7,4	350	-	58,4



MATERIALE **ALUMINUM**
MATERIAL

FINITURA **F128**
FINISH

ALLUMINIO ARGENTO
SILVER ALUMINUM


FINITURA **FNO**
FINISH

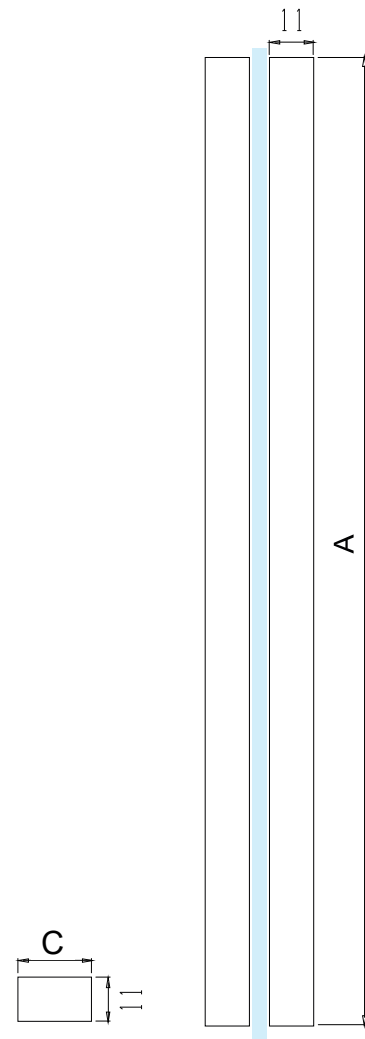
ALLUMINIO NERO
BLACK ALUMINUM



APPLICAZIONE RAPIDA CON BIADESIVO
SELF ADHESIVE FAST APPLICATION

COPPIA MANIGLIONI
PAIR PULL-HANDLE

CODICE CODE		A	B	C
ALU SILVER				
805 300 128	11x18	300	-	18
805 700 128	11x18	700	-	18
ALU BLACK				
805 300 NO	11x18	300	-	18
805 700 NO	11x18	700	-	18



MATERIALE
MATERIAL **ALUMINUM**

FINITURA
FINISH **F128**

ALLUMINIO ARGENTO
SILVER ALUMINUM

FINITURA
FINISH **FNO**

ALLUMINIO NERO
BLACK ALUMINUM



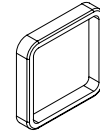
APPLICAZIONE RAPIDA CON BIADESIVO
SELF ADHESIVE FAST APPLICATION



ALU SILVER **3931 128**

ALU BLACK **3931 NO**

COPPIA NICCHIE QUADRE
CON BIADESIVO
PAIR OF SQUARE FLUSH HANDLES
WITH SELF-ADHESIVE TAPE



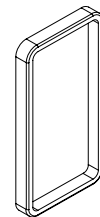
58x58 mm
h. 9 mm



ALU SILVER **3932 128**

ALU BLACK **3932 NO**

COPPIA NICCHIE RETTANGOLARI
CON BIADESIVO
PAIR OF RECTANGULAR FLUSH HANDLES
WITH SELF-ADHESIVE TAPE



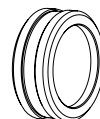
58x115 mm
h. 9 mm



ALU SILVER **3933 128**

ALU BLACK **3933 NO**

COPPIA NICCHIE TONDE
CON BIADESIVO
PAIR OF ROUND FLUSH HANDLES
WITH SELF-ADHESIVE TAPE



ø 60 mm
h. 10 mm

MATERIAL MATERIAL

**INOX
AISI 304**

FINITURA FINISH

F60

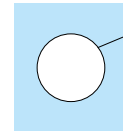
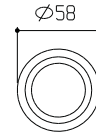
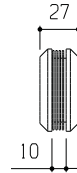
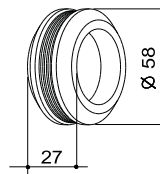
INOX SATINATO SATIN S. STEEL



3901.60

MANIGLIA INCASSO
PER PORTE IN VETRO

FLUSH NICHES
FOR GLASS DOORS



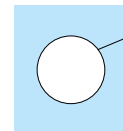
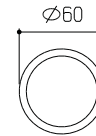
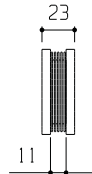
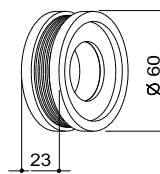
FORO Ø 50
HOLE Ø 50



3902.60

MANIGLIA INCASSO
PER PORTE IN VETRO

FLUSH NICHES
FOR GLASS DOORS



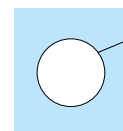
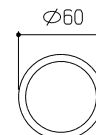
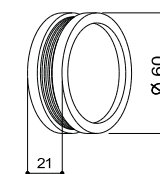
FORO Ø 48
HOLE Ø 48



3903.60

MANIGLIA INCASSO
PER PORTE IN VETRO

FLUSH NICHES
FOR GLASS DOORS



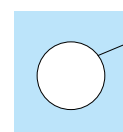
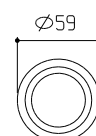
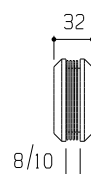
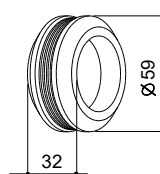
FORO Ø 48
HOLE Ø 48



3904.60

MANIGLIA INCASSO
PER PORTE IN VETRO

FLUSH NICHES
FOR GLASS DOORS



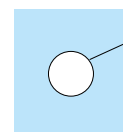
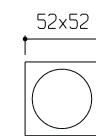
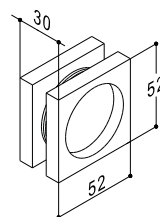
FORO Ø 40
HOLE Ø 40



3921.60

MANIGLIA INCASSO
PER PORTE IN VETRO

FLUSH NICHES
FOR GLASS DOORS



FORO Ø 18
HOLE Ø 18

MATERIALE
MATERIAL **INOX AISI 304**

FINITURA
FINISH **F60**

INOX SATINATO
SATIN S. STEEL

FINITURA
FINISH **FNO**

INOX NERO
BLACK S. STEEL



INOX SAT **S991 60**

INOX BLACK **S991 NO**

SERRATURA
AD APPLICARE CIECA
RIM DOOR LOCK



INOX SAT **S991Z 60**

INOX BLACK **S991Z NO**

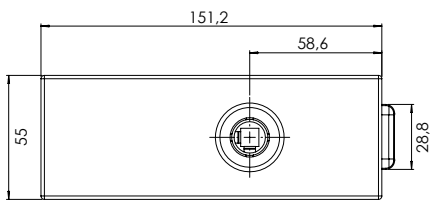
SERRATURA
AD APPLICARE FORO CILINDRO
CYLINDER HOLE
RIM DOOR LOCK



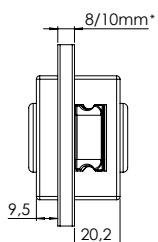
INOX SAT **S991W 60**

INOX BLACK **S991W NO**

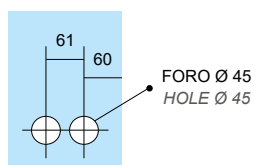
SERRATURA
AD APPLICARE LIBERO/OCCUPATO
RIM DOOR LOCK
WITH INDICATOR



ADATTABILE A TUTTE LE IMPUGNATURE DEL CATALOGO
SUITABLE FOR ANY LEVER HANDLE IN THE CATALOGUE



FORATURA VETRO
GLASS DRILLING




MATERIALE
MATERIAL **INOX AISI 304**

FINITURA
FINISH **F127**

INOX SATINATO
SATIN S. STEEL

FINITURA
FINISH **FNO**

INOX NERO
BLACK S. STEEL

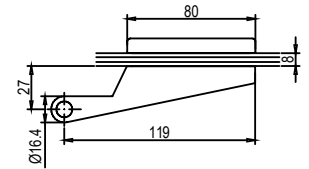


INOX SAT **CO991 127**

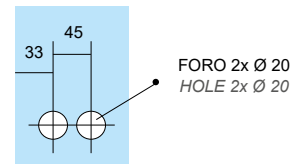

INOX BLACK **CO991 NO**

COPPIA CERNIERE
ORIZZONTALI

PAIR OF HORIZONTAL
HINGES



FORATURA VETRO
GLASS DRILLING

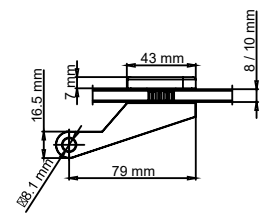


INOX SAT **CV991 127**

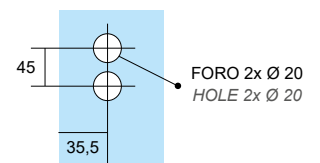
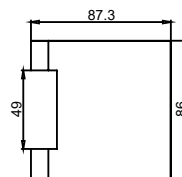
INOX BLACK **CV991 NO**

COPPIA CERNIERE
VERTICALI


PAIR OF VERTICAL
HINGES



FORATURA VETRO
GLASS DRILLING




MANIGLIONI SUGGERITI PER PORTE A VETRO
GLASS DOORS SUGGESTED PULL HANDLES



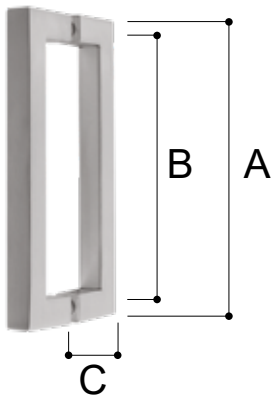
CODICE CODE AISI 304	□	A	B	C
831.25.400.210.60.CP	25x25	400	210	70
831.25.500.300.60.CP	25x25	500	300	70

FORATURA VETRO Ø 13
Ø 13 GLASS DRILLING



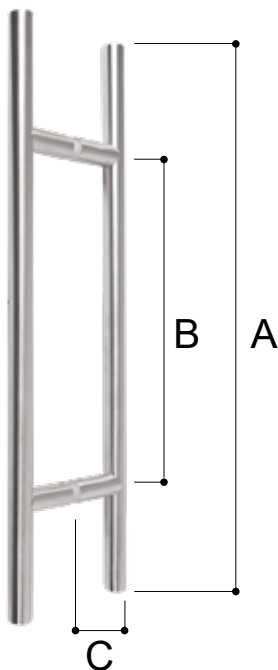
CODICE CODE AISI 304	□	A	B	C
841S.400.210.60.CP	40x10	400	210	55
841S.500.300.60.CP	40x10	500	300	55

FORATURA VETRO Ø 13
Ø 13 GLASS DRILLING



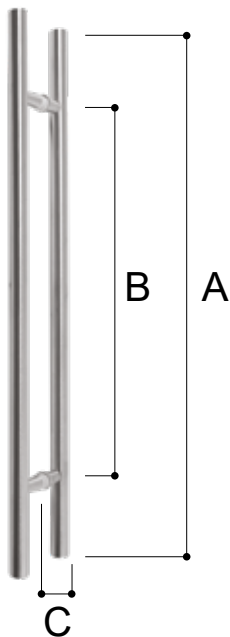
CODICE CODE AISI 304	∅	A	B	C
802K.16.176.160.60.CP	16x16	176	160	36
802K.16.176.160.61.CP	16x16	176	160	36

FORATURA VETRO Ø 8
Ø 8 GLASS DRILLING




CODICE CODE AISI 304	∅	A	B	C
800.20.300.200.60.CP	20	300	200	70
800.20.500.300.60.CP	20	500	300	70

FORATURA VETRO Ø 13
Ø 13 GLASS DRILLING



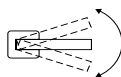
CODICE CODE AISI 304	∅	A	B	C
805.16.460.320.60.CP	16	460	320	20

FORATURA VETRO Ø 8
Ø 8 GLASS DRILLING

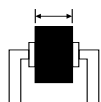




SERVIZIO RAPIDO
QUICK DELIVERY



MANIGLIA AMBIDESTRA
TWO DIRECTIONS SPRING HANDLES



SPESSORE PORTE DA SPECIFICARE
DOOR THICKNESS TO BE SPECIFIED



4 SCATTI
4 POSITIONS



8 SCATTI
8 POSITIONS



NAVALE



TAGLIAFUOCO
FIRE RATED SETS



MANIGLIE DI SICUREZZA
SECURITY SETS

H5

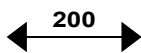
MANIGLIE ROSETTA H5
H5 FLAT ROSE

MINI

MANIGLIE ROSETTA MINI
MINI ROSES



IMPUGNATURA RIBASSATA
REDUCED SIZE




LUNGHEZZA IMPUGNATURA 200 MM
HANDLE LENGTH 200 MM



DISASSATA
OFFSET



CLASSE 3
CLASS 3



SU MISURA - CUSTOMIZATION

LUNGHEZZA E INTERASSE CON 2 O PIÙ SUPPORTI FINO A 3500 mm
LENGTH AND WHEELBASE WITH 2 OR MORE SUPPORTS TILL 3500 mm



F60
INOX SATINATO AISI 304
SATIN S. STEEL AISI 304



F62
INOX SATINATO AISI 316
SATIN S. STEEL AISI 316

MATERIALE MATERIAL	INOX AISI 304	INOX AISI 316
FINITURA FINISH	F60	F62

INOX SATINATO SATIN S. STEEL



F61
INOX LUCIDO AISI 304
POLISHED S. STEEL AISI 304



F67
INOX LUCIDO AISI 316
POLISHED S. STEEL AISI 316

MATERIALE MATERIAL	INOX AISI 304	INOX AISI 316
FINITURA FINISH	F61	F67

INOX LUCIDO POLISHED S. STEEL



F63
INOX SATINATO - INOX LUCIDO
SATIN S. STEEL - POLISHED S. STEEL



F NO
NERO OPACO RAL 9005
MATT BLACK RAL 9005



F BO
BIANCO OPACO RAL 9016
OPAQUE WHITE RAL 9016



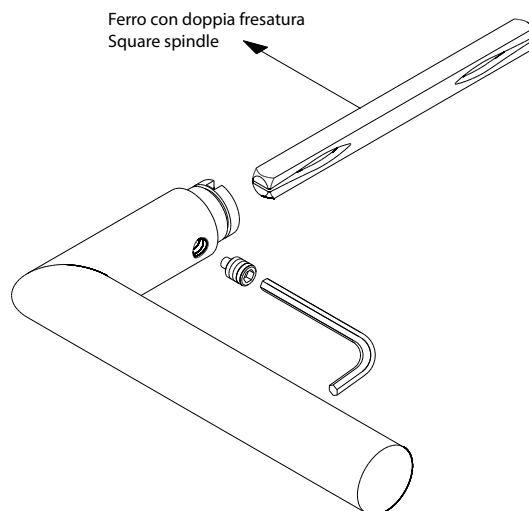
F41
BIANCO OPACO RAL 9010
OPAQUE WHITE RAL 9010



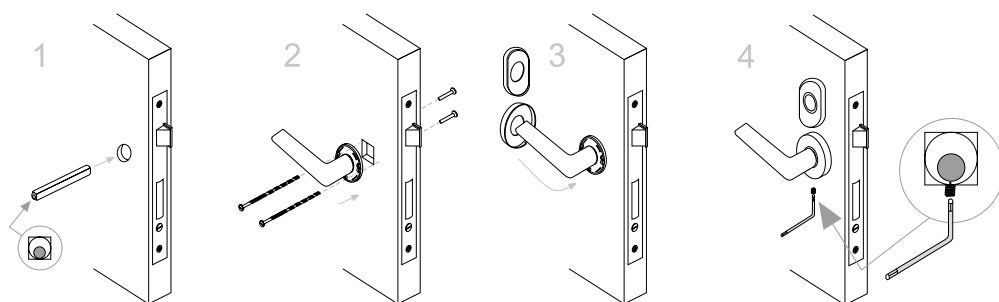
F BL
BIANCO LUCIDO RAL 9010
GLOSSY WHITE RAL 9010



F17
BIANCO LUCIDO RAL 9016
GLOSSY WHITE RAL 9016



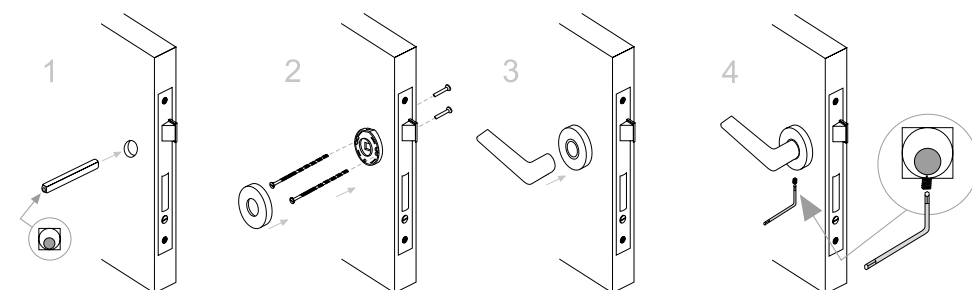
ART. 236CM - 277CM



- 1) Inserire il ferro quadro nella serratura, rivolgendo la fresatura o il foro verso la posizione del foro grano presente sulla maniglia.
- 2) Posizionare la maniglia montata sulla sotto-rosetta in metallo e fissare con le viti in dotazione.
- 3) Posizionare la copertina a pressione sulla sotto-rosetta.
- 4) Avvitare il grano della maniglia nell'apposito foro finché non si blocca.

- 1) Insert the square spindle into the lock. The square spindle's milling or the hole has to be pointed to the handle's grub screw hole.
- 2) The handle, mounted on the metal under-rose, must be positioned on the door, and fastened with the screws.
- 3) Clip the cover rose on the under-rose.
- 4) Fasten the grub screw in the handle's designated hole, until it stops.

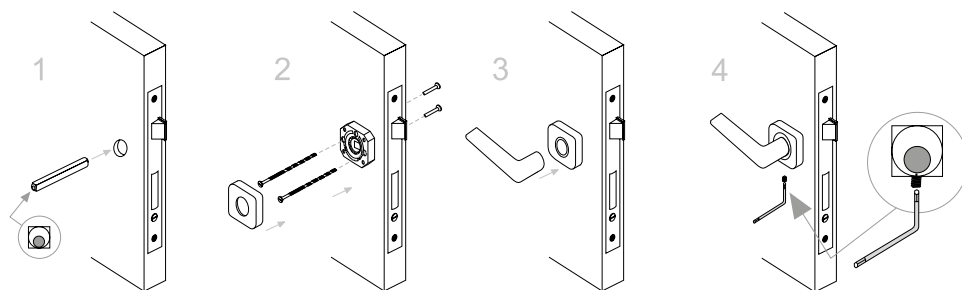
ART. 231-236



- 1) Inserire il ferro quadro nella serratura, rivolgendo la fresatura o il foro verso la posizione del foro grano presente sulla maniglia.
- 2) Posizionare la sotto-rosetta (provvista di molla incorporata) in asse con il ferro quadro, fissare con le viti in dotazione. Dopodiché, posizionare la copertina a pressione sulla sotto-rosetta.
- 3) Posizionare la maniglia.
- 4) Avvitare il grano della maniglia nell'apposito foro finché non si blocca.

- 1) Insert the square spindle into the lock. The square spindle's milling or the hole has to be pointed to the handle's grub screw hole.
- 2) Position the built-in spring under-rose aligned with the square spindle, then fasten with the screws. Clip the cover rose on the under-rose.
- 3) Position the handle.
- 4) Fasten the grub screw in the handle's designated hole, until it stops.

ART. 211B

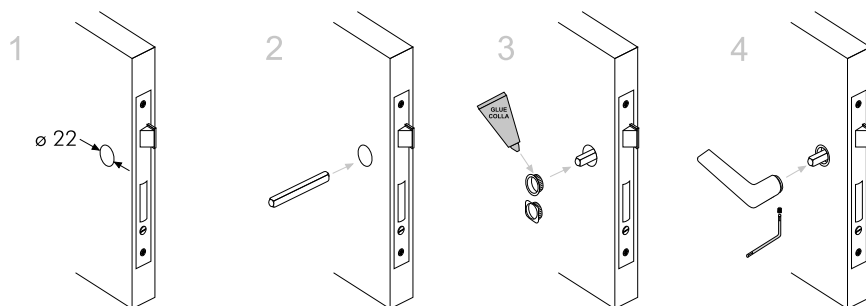


- 1) Inserire il ferro quadro nella serratura, rivolgendo la fresata o il foro verso la posizione del foro grano presente sulla maniglia.
- 2) Posizionare la sotto-rosetta (provvista di molla incorporata) in asse con il ferro quadro, fissare con le viti in dotazione. Dopodiché, posizionare la copertina a pressione sulla sotto-rosetta.
- 3) Posizionare la maniglia.
- 4) Avvitare il grano della maniglia nell'apposito foro finché non si blocca.

- 1) Insert the square spindle into the lock. The square spindle's milling or the hole has to be pointed to the handle's grub screw hole.
- 2) Position the built-in spring under-rose aligned with the square spindle, then fasten with the screws. Clip the cover rose on the under-rose.
- 3) Position the handle.
- 4) Fasten the grub screw in the handle's designated hole, until it stops.

ART. 243 - 241

MINI

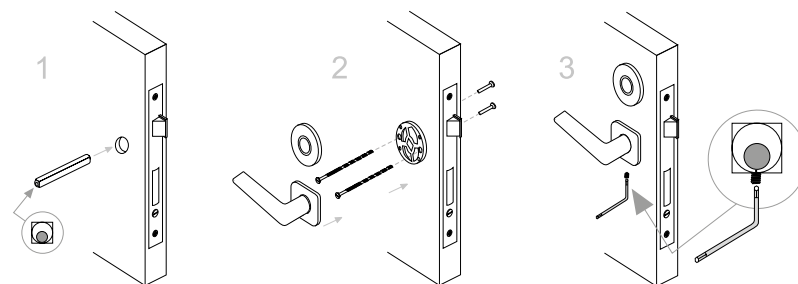


- 1) Eseguire un foro di 22mm di diametro nella porta.
- 2) Inserire il ferro quadro nella serratura, rivolgendo la fresata o il foro verso la posizione del foro grano presente sulla maniglia.
- 3) Apporre una piccola quantità di colla sul diametro esterno della rosetta (sulla parte che andrà inserita nella porta) ed inserirla nel foro sulla porta.
- 4) Posizionare la maniglia, e fissarla sul ferro quadro avvitando l'apposito grano finché questo non si blocca.

- 1) Drill a 22mm diameter hole into the door.
- 2) Insert the square spindle into the lock. The square spindle's milling or the hole has to be pointed to the handle's grub screw hole.
- 3) Put a small quantity of glue on the rose's outer diameter (on the part that will be inserted in the door). Insert the rose in the door.
- 4) Position the handle, then fasten the grub screw in the handle's designated hole, until it stops.

ART. 206 - 203

H5

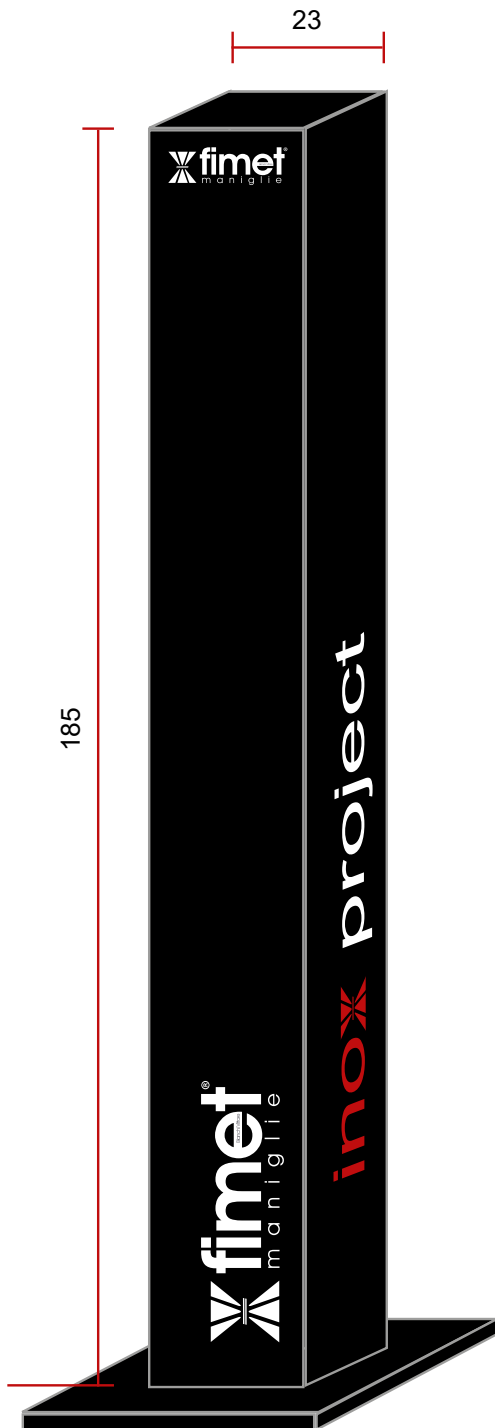


- 1) Inserire il ferro quadro nella serratura, rivolgendo la fresata o il foro verso la posizione del foro grano presente sulla maniglia.
- 2) Posizionare la sottorose in metallo e fissarla con le viti in dotazione.
- 3) Posizionare la maniglia montata sulla copertina sulla sottorose e avvitare il grano nell'apposito foro della maniglia finché non si blocca.

- 1) Insert the square spindle into the lock. The square spindle's milling or the hole has to be pointed to the handle's grub screw hole.
- 2) Position the metal under-rose aligned with the square spindle, then fasten with the screws.
- 3) Position the handle mounted on the rose cover on the metal under-rose and fasten the grub screw in the handle's designated hole, until it stops.

Tutti i prodotti FIMET sono prodotti in conformità alle norme ambientali e con materiali di alta qualità, come da migliore tradizione italiana. La superficie dei prodotti può essere alterata da clima umido con alta percentuale di salinità, piogge acide, solventi, escursioni termiche e l'esposizione ai raggi ultravioletti. I nostri prodotti sono quindi sottoposti a test in nebbia salina in modo da ottenere un dato di riferimento per le nostre garanzie. Il test viene condotto in condizioni ottimali, dove le maniglie sono esposte solo alla nebbia salina. Pertanto, al fine di garantire il risultato ottenuto si consiglia di non utilizzare detergenti corrosivi e detergenti abrasivi o altri prodotti per la pulizia contenenti acido muriatico per la pulizia delle maniglie, ma solo un semplice panno morbido con acqua. Si consiglia inoltre di evitare di installare le maniglie quando l'ambiente è stato appena dipinto, perché l'esalazione della vernice può indebolire la superficie. Anelli, chiavi e oggetti appuntiti, in generale, possono danneggiare la superficie. Inoltre i nostri prodotti sono garantiti per 10 anni contro i difetti meccanici se installati correttamente. FIMET garantisce i propri prodotti esclusivamente quando vengono utilizzati in conformità con le cure necessarie. Danni superficiali causati da uso improprio o ad un'errata installazione non sono coperti da questa garanzia, né sono coperti il normale scolorimento dovuto all'usura o corrosione. Fimet non può in nessun caso essere ritenuta responsabile per danni derivanti da qualsiasi altra causa.

All Fimet products are produced in compliance with environmental rules and with high quality materials, as per best Italian tradition. The surface of the products can be altered by humid climate with high percentage of saltiness, sour rains, solvents, thermal excursions and exposure to ultraviolet rays. Our products are therefore submitted to salt spray test in order to obtain a reference data for our guarantees. The test is carried on optimal conditions, where the handles are exposed only to salt spray. Therefore, in order to guarantee the result obtained, we recommend not to use corrosive detergent and abrasive cleaners or other cleaning products containing muriatic acid when cleaning the handles, but only a plain smooth cloth with water. We recommend also to avoid installing the handles when the room has just been painted, as the exhalation of the varnish can weaken the surface. Rings, keys, and sharp object in general can damage the surface. Moreover our products are guaranteed for 10 years against mechanical defects when installed correctly. Fimet guarantees its products solely when used in compliance with the necessary care. Surface damages caused by misuse or wrong installation are not covered by this warranty, nor are covered normal wear discoloration on finished or corrosion. Fimet can't in any case be held responsible for damages resulting from any other cause.



COLONNA GIREVOLE 4 LATI
COMPLETO DI 10 MANIGLIONI

ROTATING DISPLAY PROVIDED
WITH 10 PULL HANDLES



PANNELLO A PARETE 100x50 cm
COMPLETO DI 4 MANIGLIONI

100x50 cm WALL DISPLAY
PROVIDED WITH 4 PULL HANDLES



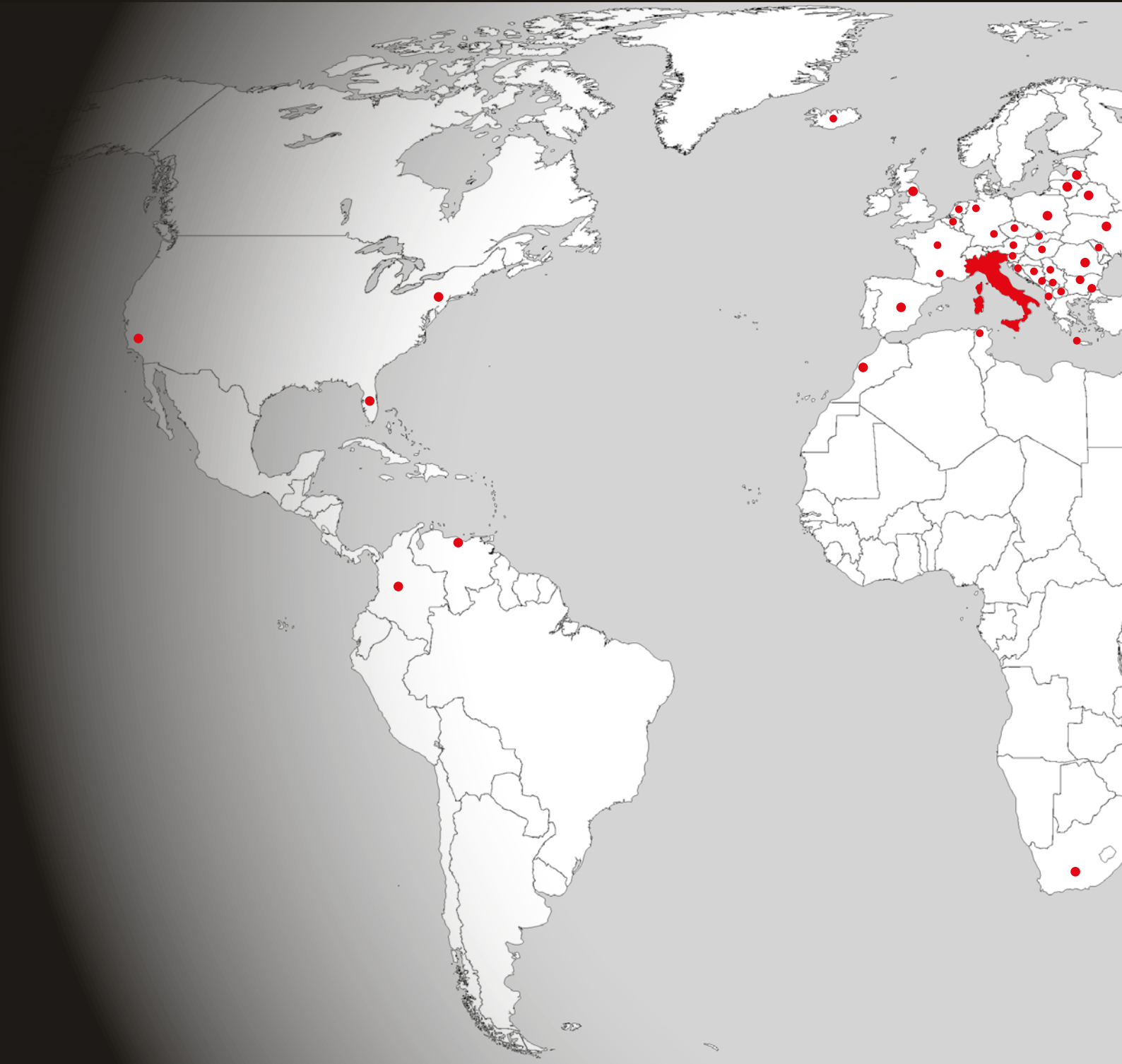
Bianchi Vitto

IN THE WORLD

MADE IN ITALY



- ALBANIA
- AUSTRIA
- BAHRAIN
- BELGIO
- BIELORUSSIA
- BOSNIA ERZEGOVINA
- BULGARIA
- CALIFORNIA
- CINA (HK)
- CIPRO
- COLOMBIA
- CROAZIA
- FLORIDA



CONDIZIONI DI VENDITA

- Tutte le vendite vengono effettuate alle condizioni generali della ditta venditrice e potranno essere modificate solo con atto scritto della medesima.
- Tutte le vendite si intendono fatte "salvo approvazione della ditta".
- I prezzi si intendono franco ns. stabilimento. I prezzi sono sempre da intendersi al netto delle vigenti impostazioni fiscali.
- La merce viaggia a rischio e pericolo del committente anche se la spedizione avviene in porto franco
- Non verrà accettata merce in restituzione se non previo benestare della ditta venditrice.
- La ditta garantisce la ottima qualità dei prodotti e si impegna a sostituire solo il materiale che risultasse difettoso per carenza di costruzione.
È però espressamente escluso il risarcimento di ogni eventuale danno.
- È nostra cura effettuare le consegne con la massima velocità consentitaci. Non vengono accettate richieste di risarcimento per ritardi di consegna.
- Qualsiasi reclamo sarà valido solamente se viene fatto per iscritto entro il termine di 8 gg. dal ricevimento della merce.
Il reclamo s'intenderà decaduto qualora il compratore abbia consumato la merce.
In caso di reclamo giustificato forniremo, per la merce resaci allo stato originale, della merce corrispondente all'ordine.
- Le illustrazioni e i dati tecnici riportati sui nostri cataloghi debbono essere considerati approssimativi potendo i modelli subire delle variazioni e modifiche senza obbligo di preavviso da parte della ditta.
- Per ogni controversia che si venisse a creare tra le parti sarà competente l'autorità giudiziaria di Brescia.

TERMS OF SALE

- All sales are made under the Seller's general terms conditions, and modifications may only be made upon written authorisation from the same.
- All sales are intended as "subject to the company's approval".
- Prices are quoted ex works and after deduction of the relevant taxes.
- All goods travel at the Buyer's risk even if despatched carriage free.
- Returned goods will only be accepted upon the Seller's approval.
- The manufacturer guarantees the quality of the products and undertakes to replace only goods found to have workmanship defects.
Damages will not be refunded.
- We will do our utmost to make deliveries as promptly as possible. Claims for delayed deliveries will not be accepted.
- Claims will only be valid if made in writing within 8 days of receipt of the goods. Claims will not be valid if the buyer has used the goods.
In the case of justified claims and goods returned in their original state, we will supply goods corresponding to the order.
- The drawings and technical data shown in our catalogues are to be considered as approximate since the models are subject to variation or modification at any time without prior notice.
- Any disputes between the parties will be put before the Court of Brescia.



FIMET MANIGLIE srl

Via Roma 24/A - 25070 Casto (Bs) - Italy
Tel. +39 0365 870383 - Fax +39 0365 879530
www.fimet-handles.com - info@fimet-handles.com

MADE IN ITALY